

Journal Citation Reports

The world's leading journals and
publisher-neutral data

Shou Ray information Service 碩睿資訊 2021
Jamie Yen



大綱

為何需要
InCites JCR ?

善用指標
評估合適期刊

工具結合
EndNote 投稿比對

全新評量
展現發表亮點

為何需要 InCites JCR ?

掠奪性期刊的崛起

- 學術經費，支持研究
 - 產生論文，付費發表
 - 付費取用
 - 學術阻礙，NO Access
- Open Access (開放近用) 期刊盛行
- 出版社仍需收取維護、保存、編輯等成本費用
- 架設網站的成本下降。不肖業者發現有利可圖！
(假的英文版、假的電子版、拼字遊戲...)

如何辨識假鈔？

- 透過垃圾信件認識
- 出版流程不透明
- Impact Factor計算方式與字詞表義非一般認知
- 收費昂貴
- 審稿快速
- 期刊網站資訊不全(例如：缺乏連絡資訊、費用說明、合約規範)
- 官網圖像模糊或文字錯誤，似無人維護
- 期刊學科涵蓋範圍過廣(例如：Journal of Education)
- 要求將作者文章的著作權完全轉移至期刊
- 對稿件沒有任何編修與學術排版
- 無聲明對所刊出不實文章的處置方式
- 顯示A連結，結果連到B連結

利用 InCites JCR 各指標可了解...

研究人員

- 確認期刊的學術地位
- 識別合適的投稿期刊
- 發現研究領域相關期刊
- ...

學術出版單位

- 追蹤期刊的市場影響力
- 明確其刊在領域定位
- 提升期刊競爭力
- ...

圖書館員

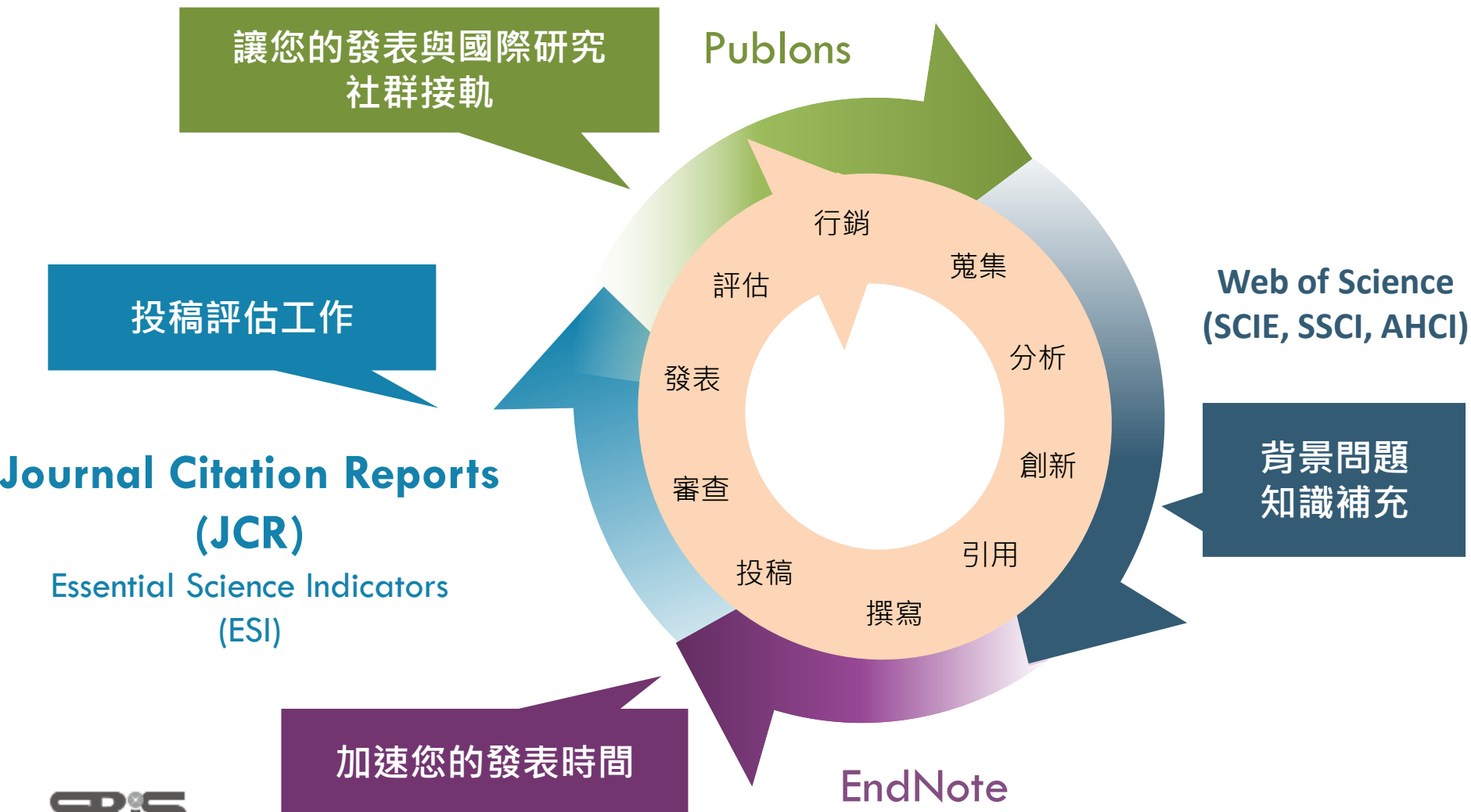
- 訂定館藏政策
- 管理圖書館期刊館藏
- 協助期刊合訂本決策
- ...

資料分析人員

- 追蹤各學科期刊的發展趨勢
- 深入研究各期刊之間的引文關係
- ...

InCites JCR 簡介

研究發表工具之利用



WoS Core Collection & JCR

WEB OF SCIENCE PLATFORM

Web of Science Core Collection

- **Science Citation Index Expanded**
- **Social Sciences Citation Index**
- Conference Proceedings Citation Index
 - Science
 - Social Science & Humanities
- Book Citation Index
 - Science
 - Social Science & Humanities

Journal Citation Reports PLATFORM

Journal Impact Factor , JIF

JIF uses data from most recent JCR data year + prior 2 years.

Journal selection process

- Timeliness
- International editorial conventions
- Full-text English
- Peer review
- Editorial content
- International diversity
- Citation analysis

類比概念



From:wiki

多久出版一次?

收錄數量

分數可直接比較?



Title Suppressions

異常
引用

特別高的
自引或互引率

無法反映
真實學術水準



影響同學科其他
期刊的名次及
分區情況



被鎮壓
期刊

暫不在JCR中公佈的相關指標
為期一年，第二年重新計算
仍在SCIE與SSCI中被收錄

2020
鎮壓期刊

單一期刊檢索

InCites JCR單一期刊檢索

Welcome to Journal Citation Reports

Search a journal title or select an option to get started

可輸入期刊名稱、關鍵字、期刊縮寫或 ISSN 進行查找，並自動列出待選刊名。

Enter a journal name

nature



NATURE

NATURE MEDICINE

Nature Microbiology

Nature Human Behaviour

Nature Human Behaviour

Nature Ecology &
Evolution

Nature Chemical Biology

NATURE CELL BIOLOGY

Nature Reviews Urology



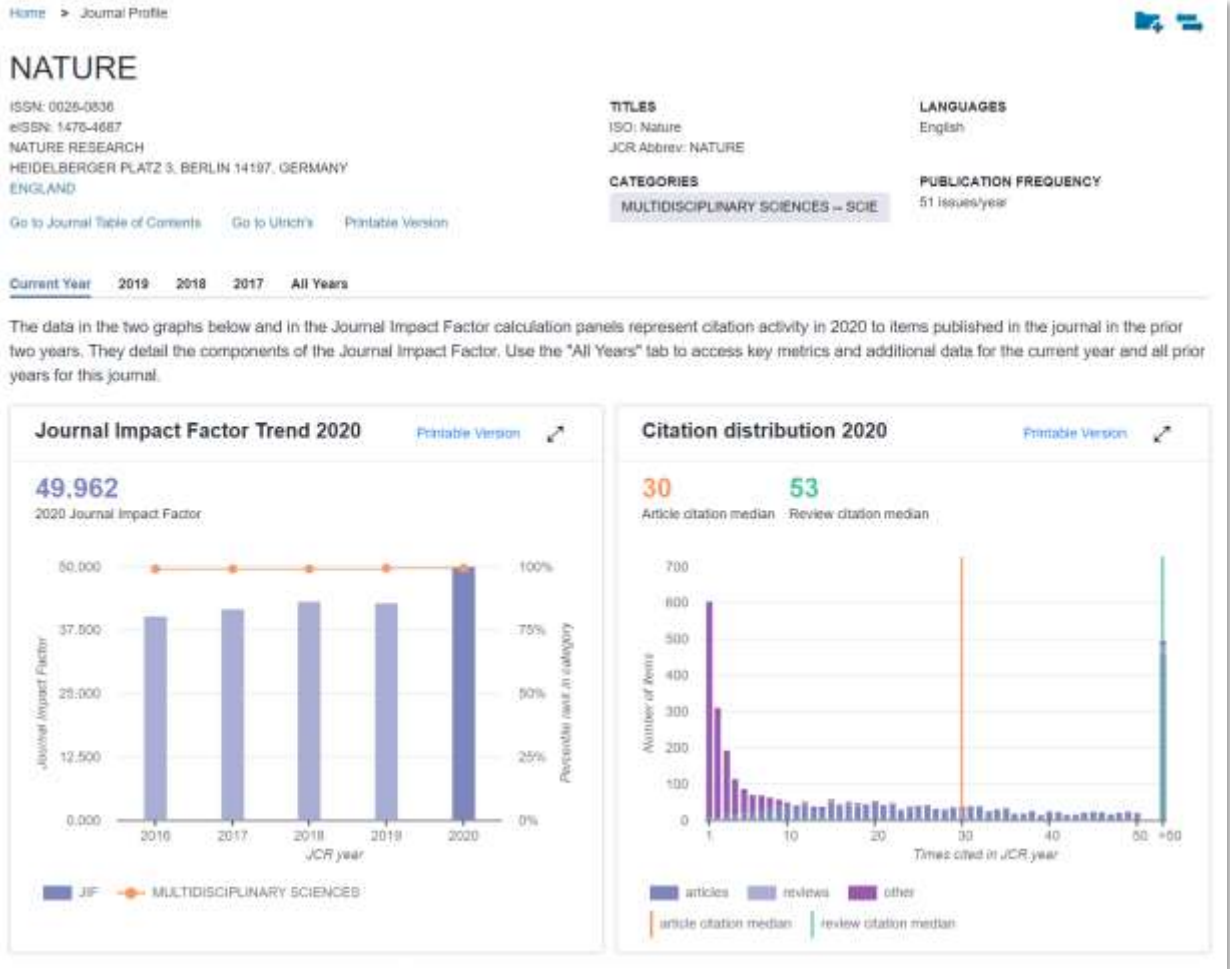
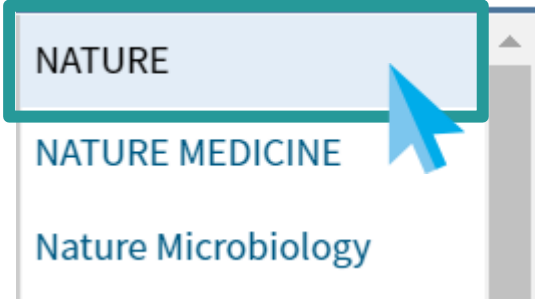
**Browse by
Journal**



**Custom
Reports**

InCites JCR單一期刊檢索

點選待選清單中的刊名，
進入當年全紀錄頁面



InCites JCR單一期刊檢索

如僅輸入期刊名稱部分關鍵字後按 Enter 鍵或點按放大鏡圖示則會跳轉 Master Search，列出有關聯之刊名及涵蓋年度。選取標題即可進入該刊全紀錄頁面。

Enter a journal name

Master Search



Master Search

Search Journals

Master Search



1 - 10 of 79

Full Journal Title *	JCR Abbreviated Title	ISSN	eISSN	Edition	JCR Coverage Years
ANNALES DES SCIENCES NATURELLES-ZOOLOGIE ET BIOLOGIE ANIMALE	ANN SCI NAT ZOO	0003-4339	Not Available	SCIE	1997, 1998, 1999, 2000, 2001, 2002
DISCRETE DYNAMICS IN NATURE AND SOCIETY	DISCRETE DYN NAT SOC	1026-0226	1607-887X	SCIE	2001, 2002, 2003, 2004, 2005, 2006, 2007, 2008, 2009, 2010, 2011, 2012, 2013, 2014, 2015, 2016, 2017, 2018, 2019, 2020
Environmental Communication-A Journal of Nature and Culture	ENVIRON COMMUN	1752-4032	1752-4040	SSCI	2009, 2010, 2011, 2012, 2013, 2014, 2015, 2016, 2017, 2018, 2019, 2020
FRACTALS-AN INTERDISCIPLINARY JOURNAL ON THE COMPLEX GEOMETRY OF NATURE	FRACTALS	0218-348X	1793-8543	SCIE	1997, 1998
FRACTALS-COMPLEX GEOMETRY PATTERNS AND SCALING IN NATURE AND SOCIETY	FRACTALS	0218-348X	1793-8543	SCIE	1999, 2000, 2001, 2002, 2003, 2004, 2005, 2006, 2007, 2008, 2009, 2010, 2011, 2012, 2013, 2014, 2015, 2016, 2017, 2018, 2019, 2020

JCR 指標 & 期刊全紀錄

Journal Profile - Current year

除了原有的期刊基本資料、
Source Data 等資訊外，**2017**
年開始 **JCR Data** 新增數值計
算基礎之原始文獻資訊：

- Journal Impact Factor
Trend & Citation
Distribution
- Journal Impact Factor
contributing items
- Open Access data &
Contributions by
country/region &
Organization

期刊基本資料

期刊影響因子趨勢與
引文分佈圖

期刊影響因子計算之
引用及被引文章
(可與Web of Science連結)

Key Indicators
當年度各指標數據
與對應趨勢圖

Open Access data (OA)
/ 近三年期刊作者國家/
地區與機構分佈概覽



期刊資訊與引用趨勢

期刊基本資料

NATURE
ISSN: 0028-0836
eISSN: 1476-4687
NATURE RESEARCH
HEIDELBERGER PLATZ 3, BERLIN 14197, GERMANY
ENGLAND

Go to Journal Table of Contents Go to Ulrich's Printable Version

Current Year 2019 2018 2017 All Years

TITLES
ISO: Nature
JCR Abbrev: NATURE

CATEGORIES
MULTIDISCIPLINARY SCIENCES -- SCIE

LANGUAGES
English

PUBLICATION FREQUENCY
51 issues/year

期刊影響因子趨勢與引用分布圖

The data in the two graphs below and in the Journal Impact Factor calculation panels represent citation activity in 2020 to items published in the journal in the prior two years. They detail the components of the Journal Impact Factor. Use the "All Years" tab to access key metrics and additional data for the current year and all prior years for this journal.



Citation Distribution: 提供影響因子的引用計量。顯示文章和評論的引用中位數展開圖表時，可看到Article、Review和Other非可引用項目（如letter）

期刊影響因子計算公式與原始引用文獻

Journal Impact Factor Calculation

$$\text{2020 Journal Impact Factor} = \frac{90,281}{1,807} = 49.962$$

How is Journal Impact Factor Calculated?

$$\text{JIF} = \frac{\text{Citations in 2020 to items published in 2018 (49,095) + 2019 (41,186)}{90,281}}{\text{Number of citable items in 2018 (904) + 2019 (903)}} = 1,807$$

期刊影響因子
計算公式與數據

Journal Impact Factor contributing items

Show all

Citable Items in 2019 and 2018 (1,807)

Citations in 2020 (90,281)

TITLE	CITATIONS COUNTED TOWARDS JIF
Unconventional superconductivity in magic-angle graphene superlattices By: Cao, Yuan, Fatemi, Valla, Fang, Shiang, Watanabe, Kenji, Taniguchi, Takashi et al. Volume: 556 Page: 43+ Accession number: WOS:000429103300032 Document Type: Article	875
Perovskite light-emitting diodes with external quantum efficiency exceeding 20 per cent By: Lin, Kebin, Yan, Chuanzhong, Li, Wenqiang, Liu, Xinyi, Lu, Yan et al. Volume: 562 Page: 245+ Accession number: WOS:000446920400048 Document Type: Article	573
Correlated insulator behaviour at half-filling in magic-angle graphene superlattices By: Cao, Yuan, Kaxiras, Efthymios, Ashoori, Ray C., Jarillo-Herrero, Pablo, Fatemi, Valla et al. Volume: 556 Page: 80+ Accession number: WOS:000429103300038 Document Type: Article	545
Efficient, stable and scalable perovskite solar cells using poly(3-hexylthiophene) By: Jung, Eui Hyuk, Jeon, Nam Joong, Park, Eun Young, Moon, Chan Su, Shin, Tae Joo et al. Volume: 567 Page: 511+ Accession number: WOS:000462655800047 Document Type: Article	530
Quantum supremacy using a programmable superconducting processor By: Arute, Frank, Buehl, David A., Burkett, Brian, Chen, Yu, Chen, Zijun et al. Volume: 574 Page: 505+ Accession number: WOS:000492991700045 Document Type: Article	474

期刊影響因子
計算之原始數
據引用文獻，
凡Web of
Science訂戶
皆可點選連結
至原始文獻。

JIF Contributing Items

Journal Impact Factor contributing items

Show all

Citable items in 2019 and 2018 (1,807)

Citations in 2020 (90,281)

TITLE	CITATIONS COUNTED TOWARDS JIF
Unconventional superconductivity in magic-angle graphene superlattices By: Cao, Yuan; Fatemi, Valia; Fang, Shiang; Watanabe, Kenji; Taniguchi, Takashi et al. Volume: 556 Page: 43-+ Accession number: WOS:000429103300032 Document Type: Article	875
Perovskite light-emitting diodes with external quantum efficiency exceeding 20 per cent. By: Lin, Kebin; Yan, Chuanzhong; Li, Wenqiang; Liu, Xinyi; Lu, Yan et al. Volume: 562 Page: 245-+ Accession number: WOS:000446920400048 Document Type: Article	573
Correlated insulator behaviour at half-filling in magic-angle graphene superlattices By: Cao, Yuan; Kaxiras, Efthimios; Ashoori, Ray C.; Jarillo-Herrero, Pablo; Fatemi, Valia et al. Volume: 556 Page: 80-+ Accession number: WOS:000429103300038 Document Type: Article	545
Efficient, stable and scalable perovskite solar cells using poly(3-hexylthiophene) By: Jung, Eui Hyuk; Jeon, Nam Joong; Park, Eun Young; Moon, Chan Su; Shin, Tae Joo et al. Volume: 567 Page: 511-+ Accession number: WOS:000462655800047 Document Type: Article	530
Quantum supremacy using a programmable superconducting processor By: Arute, Frank; Buell, David A.; Burkett, Brian; Chen, Yu; Chen, Zjun et al. Volume: 574 Page: 505-+ Accession number: WOS:000492991700045 Document Type: Article	474

JIF Contributing items :
顯示該期刊JIF計算基礎之Web of Science引用文獻與被引用文獻其前 7 個貢獻項目。

(1)被引用文獻：依照降冪排序被引用最多的總出版項目

(2)引用文獻：顯示影響排名的前十大期刊，以及各期刊的引文數量。

Citable items in 2019 and 2018 (1,807)	Citations in 2020 (90,281)
TITLE	CITATIONS COUNTED TOWARDS JIF
NATURE COMMUNICATIONS	2231
PHYSICAL REVIEW B	1730
NATURE	1168
SCIENTIFIC REPORTS	1113
PHYSICAL REVIEW LETTERS	897
INTERNATIONAL JOURNAL OF MOLECULAR SCIENCES	888
PROCEEDINGS OF THE NATIONAL ACADEMY OF SCIENCES OF THE UNITED STATES OF AMERICA	857
MONTHLY NOTICES OF THE ROYAL ASTRONOMICAL SOCIETY	803
ADVANCED MATERIALS	709
SCIENCE ADVANCES	693

當年數據來源與各年期刊互動關係

Source data Box plot **Rank** Cited Journal Data Citing Journal Data **Journal Relationships**

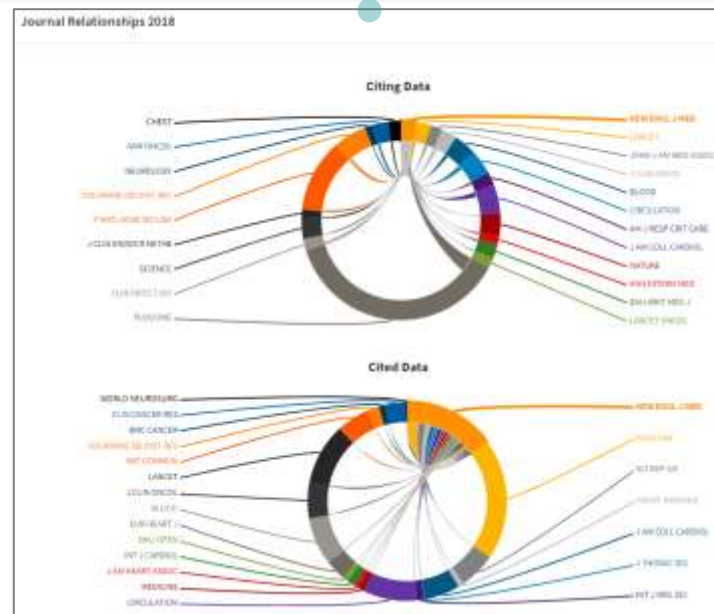
Journal source data 2020

	Articles	Reviews	Combined(C)	Other(O)	Percentage(C/(C+O))
Number in JCR Year 2020 (A)	1,057	19	1,076	1,873	36%
Number of References (B)	53,557	2,660	56,217	5,641	91%
Ratio (B/A)	50.7	140.0	52.2	3.0	

Rank

JCR Impact Factor

JCR Year ↓	MULTIDISCIPLINARY SCIENCES		
	Rank	Quartile	JIF Percentile
2020	1/73	Q1	99.315
2019	1/71	Q1	99.296
2018	1/69	Q1	99.275
2017	1/64	Q1	99.219
2016	1/64	Q1	99.210



跳轉各頁籤查看 Source Data, Box Plot, Rank, Cited Journal Data, Citing Journal Data, and Journal Relationships 等資訊。

Key Indicators

Key Indicators 2020

IMPACT METRICS

Total Cites	915,925	✓Trend
Journal Impact Factor	49.962	Trend
5 Year Impact Factor	54.637	Trend
Immediacy Index	24.651	Trend
Impact Factor without Journal Self Cites	49.315	Trend

1

INFLUENCE METRICS

Eigenfactor Score	1.08940	Trend
Article Influence Score	23.887	Trend
Normalized Eigenfactor	228.24020	Trend

2

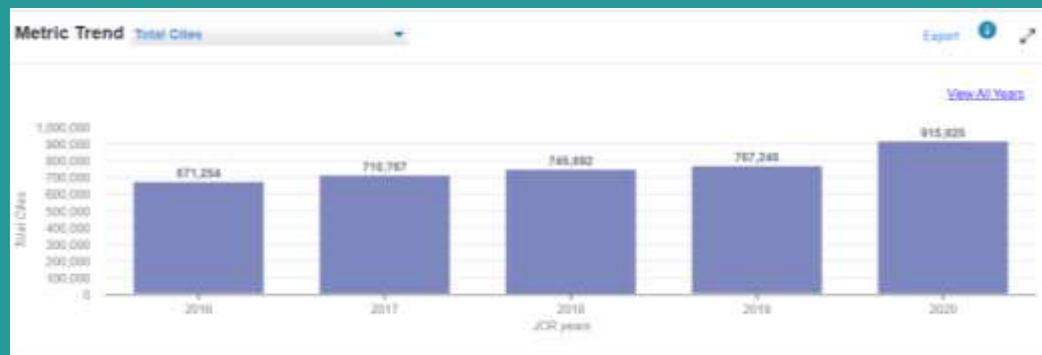
SOURCE METRICS

Citable Items	1,076	Trend
% Articles in Citable Items	98.23	Trend
Average JIF Percentile	99.315	Trend
Cited Half-Life	10.6	Trend
Citing Half-Life	6.2	Trend

3

Key Indicators :
條列出三大分類指標。

- ① Impact Metrics : 傳統影響指標
 - ② Influence Metrics : 特徵影響指標
 - ③ Source Metrics : 數據來源指標
- 點選Graph可在下方顯示各年趨勢圖

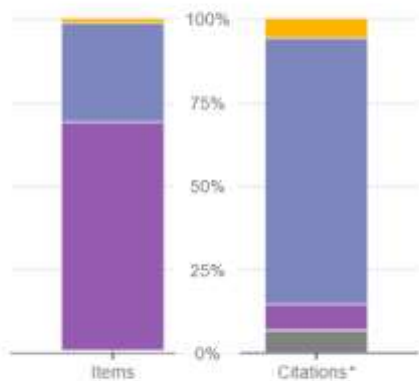


Open Access data

Journal profile [2018 - 2020]



Open Access (OA)



Items Citations*

Gold OA Citable	98	6,474
Subscription and Free to Read Citable	2,785	93,865
Total Citable	2,883	100,339
% Citable Open Access	3.40%	6.45%
Other	6,427	9,133
Unlinked	n/a	7,333

* Citations in 2020 to items published in [2018 - 2020]

採計JCR年度加往前推2年的資料

Gold

期刊中提供開放存取的可被引文章的比例

Subscription

期刊中提供付費訂閱者觀看可被引文章比例

Other

期刊中提供付費訂閱觀看的其他文章比例

Unlinked

期刊中資訊不足但仍計算引用的文章比例

了解OA文章對期刊內容和引文的相對貢獻度

JIF計算引用文獻之 地區 / 國家與機構分佈

Contributions by country/region



country	count
1 USA	3,187
2 England	1,139
3 GERMANY (FED REP GER)	827
4 CHINA MAINLAND	605
5 France	442
6 Switzerland	417
7 Australia	393
8 Canada	380
9 Japan	356

Contributions by organizations



organization	count
1 UNIVERSITY OF CALIFORNIA SYSTEM	648
2 HARVARD UNIVERSITY	510
3 MASSACHUSETTS INSTITUTE OF TECHNOLOGY (MIT)	310
4 HOWARD HUGHES MEDICAL INSTITUTE	307
5 CENTRE NATIONAL DE LA RECHERCHE SCIENTIFIQUE (CNRS)	296
6 MAX PLANCK SOCIETY	269
7 STANFORD UNIVERSITY	268

Contributions by country/Region and by Organizations :

計算期刊文獻之來源地區/國家與組織概況，有助於評估期刊的內容和價值，瞭解該期刊的內容來源，是否具有國際影響力或達到特定市場等概況資訊。

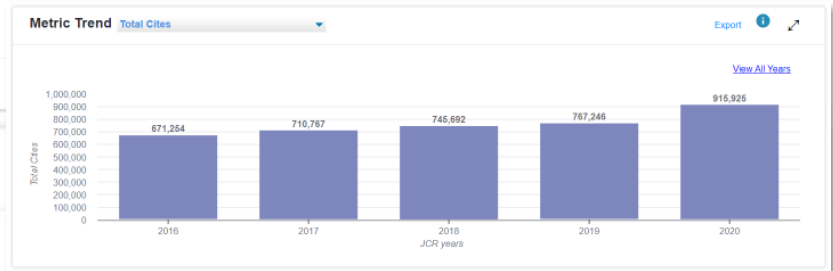
Journal Profile - All year

- 包含期刊卷期及出版資訊
- 包含期刊指標：
 - Total Cites
 - Journal Impact Factor
 - Impact Factor Without Journal Self Cites
 - 5-Year Impact Factor
 - Immediacy Index
 - Citable Items
 - Cited Half-Life
 - Citing Half-Life
 - Eigenfactor Score
 - Article Influence Score
 - % Articles in Citable Items
 - Normalized Eigenfactor



期刊全年度各項指標

點選不同指標的 Trend 超連結，將在下方 Metric Trend 顯示對應圖表



Year	Total Cites	Journal Impact Factor	Impact Factor without Journal Self Cites	5 Year Impact Factor	Immediacy Index	Citable Items	% Articles in Citable Items	Average JIF Percentile
	Trend	Trend	Trend	Trend	Trend	Trend	Trend	Trend
✓2020	915,925	49.962	49.315	54.637	24.651	1,076	98.23	99.315
2019	767,246	42.779	42.244	46.488	9.687	903	97.67	99.296
2018	745,692	43.070	42.478	45.819	9.435	904	96.57	99.275
2017	710,767	41.577	41.016	44.959	9.700	836	95.93	99.219
2016	671,254	40.137	39.533	43.769	9.129	879	95.90	99.219
2015	627,846	38.138	37.546	41.458	9.518	897	94.87	99.206
2014	617,363	41.456	40.821	41.296	9.585	862	96.06	99.123
2013								
2012								

點選其中附超連結數字可參考其運算式

期刊各年數據來源與 期刊互動關係

Source Data 與 Box plot 兩欄可跳轉至各收錄年份紀錄查看數據

Source data

Box plot

Rank

Cited Journal Data

Citing Journal Data

Journal Relationships

Year: 2020

Journal source data 2020

	Articles	Reviews	Combined(C)	Other(O)	Percentage(C/(C+O))
Number in JCR Year 2020 (A)	1,057	19	1,076	1,873	36%
Number of References (B)	53,557	2,660	56,217	5,641	91%
Ratio (B/A)	50.7	140.0	52.2	3.0	

Impact Factor 影響指數

影響指數

該期刊於早2年所出版的文獻數，
在某一特定年份中被其它文章引用的平均數

比較相同研究領域中
期刊相對影響程度

$$\text{JIF} = \frac{\text{Citations in 2020 to items published in 2018 (49,095) + 2019 (41,186)}}{\text{Number of citable items in 2018 (904) + 2019 (903)}} = \frac{90,281}{1,807}$$

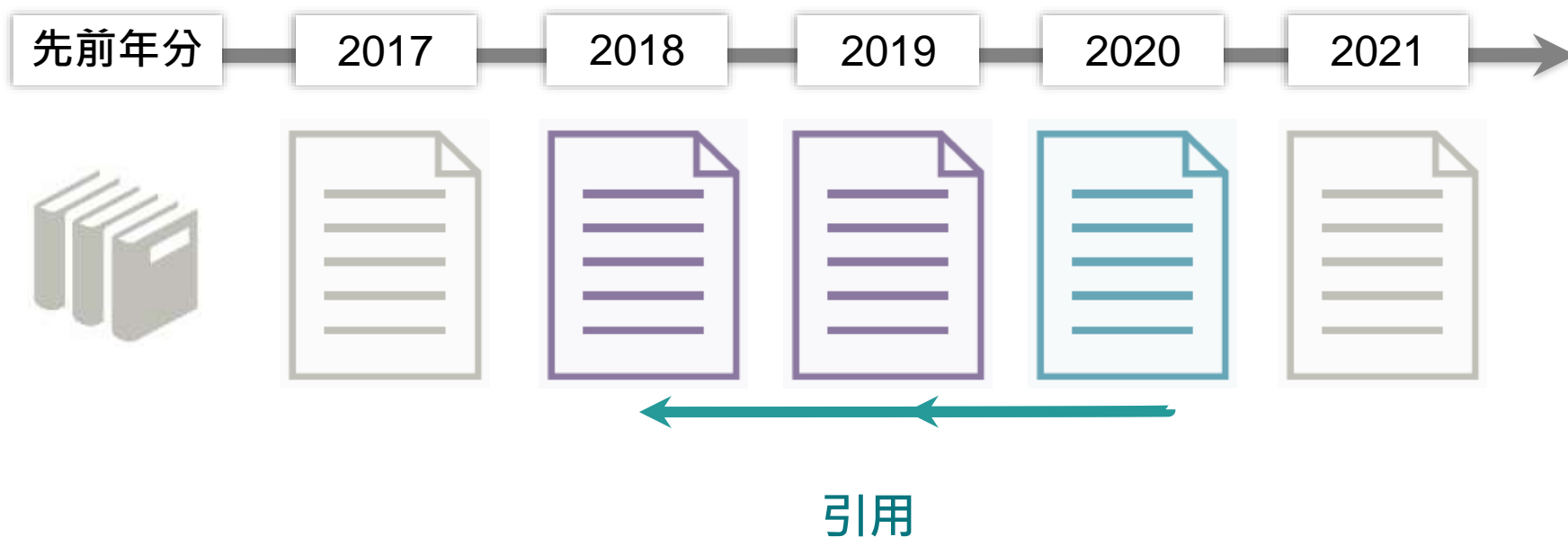
【該期刊早2年被收錄於JCR資料庫的文獻在該年被引用次數總和】

【該期刊早2年所有可被引用文獻總數】

期刊影響因子反映期刊整體表現

2020 Impact Factor

期刊在2018-2019年的發表文章在2020年的總被引用次數
除以
2018-2019年發表文章總數



Impact Factor 影響指數趨勢圖

Current Year 2019 2018 2017 All Years

Key Indicators - All Years

Export ↗

點按 Journal Impact Factor 底下 Trend 即會在 Metric Trend 產生相對應的圖表

Year	Total Cites	Journal Impact Factor	Trend						
✓2020	915,925	49.962	49.315	54.637	24.651	1,076	98.23	99.315	
2019	767,246	42.779	42.244	46.488	9.687	903	97.67	99.296	
2018	745,692	43.070	42.478	45.819	9.435	904	96.57	99.275	
2017	710,767	41.577	41.016	44.959	9.700	836	95.93	99.219	
2016	671,254	40.137	39.533	43.769	9.129	879	95.90	99.219	
2015	627,846	38.138	37.546	41.458	9.518	897	94.87	99.206	
2014	617,363								
2013	590,324								
2012	554,745								



期刊瀏覽&篩選

InCites JCR期刊瀏覽&篩選

InCites Journal Citation Reports

Clarivate
Analytics

Welcome to Journal Citation Reports

Search a journal title or select an option to get started

Enter a journal name

**Browse by
Journal**



**Browse by
Category**



**Custom
Reports**

依照期刊
名稱瀏覽

Browse by Journal

A區提供以下功能：

1. 期刊查詢
2. 期刊比較
3. 刊名變更瀏覽
4. 選擇特定期刊比較
5. 選擇特定學科領域比較
6. 年度資料篩選
7. Quartile比較
8. 選擇特定出版社比較
9. 輸入特定國家/地域比較
10. JIF 指數 & 百分比篩選

※上述功能均可單一或搭配進行查詢

B區提供以下功能：

1. 勾選特定期刊進行比較
2. 客製化指標設定
(需註冊個人化帳號)

Journals By Rank		Categories By Rank					
Journal Titles Ranked by Impact Factor							
Compare Selected Journals		Add Journals to New or Existing List		Customize Indicators			
		Full Journal Title	ISSN	Total Cites	Journal Impact Factor	5 Year Impact Factor	Immer Inde
<input type="checkbox"/>	1	CA-A CANCER JOURNAL FOR CLINICIANS	0007-9235	55,869	509.702	332.984	
<input type="checkbox"/>	2	NATURE REVIEWS MOLECULAR CELL BIOLOGY	1471-0072	58,477	94.444	70.362	
<input type="checkbox"/>	3	NEW ENGLAND JOURNAL OF MEDICINE	0028-4793	464,351	91.245	69.666	
<input type="checkbox"/>	4	NATURE REVIEWS DRUG DISCOVERY	1474-1776	41,989	84.694	80.543	
<input type="checkbox"/>	5	LANCET	0140-6736	369,801	79.321	77.237	
<input type="checkbox"/>	6	Nature Reviews Clinical Oncology	1759-4774	17,973	66.675	52.441	

A區

B區

A 區-刊名變更瀏覽

Go to Journal Profile

Master Search

Compare Journals

View Title Changes

Select Journals

Select Categories

Select JCR Year

2020

Select Edition

SCIE SSCI

Open Access

Open Access

Category Schema

Web of Science

Journals By Rank

Categories By Rank

Journal Titles Ranked by Impact Factor

Compare Selected Journals

Add Journals to New or Existing List

Customize Indicators

	Full Journal Title	ISSN	Total Cites	Journal Impact Factor	5 Year Impact Factor	Immed Inde
Title Changes						
<input type="checkbox"/>	ACTAACUST	changed from	ACTAACUST UNITED AC	2020		
	ACTAACUST UNITED AC	changed to	ACTAACUST	2020		
	ADV MICROBIOL-NY	changed from	POSTEP MIKROBIOL	2019		
	ALL LIFE	changed from	FRONT LIFE SCI	2020		
	AUSTRALAS PHYS ENG S	changed to	PHYS ENG SCI MED	2020		
	BMC BIOCHEM	merge into	BMC MOL CELL BIOL	2020		
	BMC BIOPHYS	merge into	BMC MOL CELL BIOL	2020		
	BMC CELL BIOL	changed to	BMC MOL CELL BIOL	2019		
	BMC CHEM	changed from	CHEM CENT J	2019		
	BMC COMPLEM ALTERN M	changed to	BMC COMPLEMENT MED	2020		
	BMC COMPLEMENT MED	changed from	BMC COMPLEM ALTERN M	2020		
	BMC MOL BIOL	merge into	BMC MOL CELL BIOL	2020		
	BMC MOL CELL BIOL	changed from	BMC CELL BIOL	2019		
	6	Nature Reviews Clinical Oncology	1759-4774	17,973	66.675	52.441

2058 34

查看2020年 JCR 所收錄期刊之刊名變更表

A區-刊名變更說明

以A、B為期刊名稱，其表義說明如下：

A Change to B

A刊名改為B刊名

A Change from B

A刊名原為B刊名

A Merged from B

A刊合併自B刊

A Merged into B

A刊合併入B刊

A Split from B

A刊分刊自B刊

A Split into B

A刊分刊入B刊

A區-選擇特定期刊比較

Go to Journal Profile

Master Search

A區選取刊別並
點按 [Submit]

Select Journals

Search Journals

NATURE

Science Advances

Nursing Inquiry

Journals By Rank

Categories By Rank

Journal Titles Ranked by Impact Factor

由 B 區呈現欲比較期
刊詳細資訊

Compare Selected Journals

Add Journals to New or Existing List

Customize Indicators

Select All		Full Journal Title	JCR Abbreviated Title	Journal Impact Factor	Impact Factor without Journal Self Cites
<input type="checkbox"/>	1	NATURE	NATURE	41.577	41.016
<input type="checkbox"/>	2	Science Advances	SCI ADV	11.511	11.335
<input type="checkbox"/>	3	Nursing Inquiry	NURS INQ	1.159	1.043
<input type="checkbox"/>	3	Nursing Inquiry	NURS INQ	1.159	1.043

A區-選擇特定學科領域比較

由該區呈現欲比較兩學科總計164本
期刊之間詳細資訊

勾選

Microbiology微生物學(135)

Mycology真菌學(29)

Submit後進行比較

- ATMOSPHERIC SCIENCES
- MICROBIOLOGY
- MICROSCOPY
- MINERALOGY
- MINING & MINERAL PROCESSING
- MULTIDISCIPLINARY SCIENCES
- MYCOLOGY

Select All		Full Journal Title	Journal Impact Factor ▼	Cited Half-Life	Citing Half-Life
<input type="checkbox"/>	1	NATURE REVIEWS MICROBIOLOGY	34.209	8.0	6.1
<input type="checkbox"/>	2	CLINICAL MICROBIOLOGY REVIEWS	22.556	11.4	7.9
<input type="checkbox"/>	3	Cell Host & Microbe	15.923	5.1	6.1
<input type="checkbox"/>	4	Nature Microbiology	15.540	2.4	7.0
<input type="checkbox"/>	5	FUNGAL DIVERSITY	15.386	6.8	7.9
<input type="checkbox"/>	6	FEMS MICROBIOLOGY REVIEWS	13.920	9.5	8.2
<input type="checkbox"/>	7	TRENDS IN MICROBIOLOGY	13.546	8.2	5.7
<input type="checkbox"/>	8	MICROBIOLOGY AND MOLECULAR BIOLOGY REVIEWS	12.568	12.9	9.5

A區-JIF Range篩選

The screenshot shows a journal selection interface. On the left, there are several filter sections: 'Select JCR Year' (set to 2020), 'Select Edition' (with SCIE and SSCI checked), 'Open Access' (unchecked), 'Category Schema' (set to Web of Science), 'JIF Quartile', 'Select Publisher', and 'Select Country/Region'. At the bottom left, the 'Impact Factor Range' and 'Average JIF Percentile Range' filters are highlighted with a teal box. The 'Impact Factor Range' filter is currently empty, and the 'Average JIF Percentile Range' filter is set to '90 to 100'. Below these filters are 'Clear' and 'Submit' buttons. The main area displays a list of journals with columns for rank, journal name, ISSN, total citations, average citations per article, and average JIF percentile. The visible entries are:

Rank	Journal Name	ISSN	Total Citations	Avg Citations per Article	Avg JIF Percentile
3	NEW ENGLAND JOURNAL OF MEDICINE	0028-4793	464,351	91.245	89.666
4	NATURE REVIEWS DRUG DISCOVERY	1474-1776	41,989	84.694	80.543
5	LANCET	0140-6736	369,601	79.321	77.237
6	Nature Reviews Clinical Oncology	1759-4774	17,973	66.675	52.441

A teal callout box contains the following text:

- 透過Impact Factor Range可透過0-10篩選出特定JIF區間的期刊
- 透過Average JIF Percentile Range可篩選出特定百分比排名的期刊，例：90 to 100，為篩選出前百分之十的期刊清單

B區-指標客製化設定 (Customize Indicators)

Compare Selected Journals Add Journals to New or Existing List **Customize Indicators**

	Full Journal Title	JCR Abbreviated Title	ISSN	Cites	Journal Impact	
<input type="checkbox"/>	1	CA				
<input type="checkbox"/>	2	NE			74	
<input type="checkbox"/>	3	Na			71	
<input type="checkbox"/>	4	NA			64	
<input type="checkbox"/>	5	LA			60	
<input type="checkbox"/>	6	WH			59	
<input type="checkbox"/>	7	NA			55	
<input type="checkbox"/>	8	Na			53	
<input type="checkbox"/>	9	NA				
<input type="checkbox"/>	10	CHEMICAL REVIEWS	CHEM REV	0009-2665	200,014	62
<input type="checkbox"/>	11	Nature Energy	NAT ENERGY	2058-7546	17,747	46

Customize Indicators

<input type="checkbox"/> JCR Abbreviated Title	<input type="checkbox"/> Cited Half-Life
<input type="checkbox"/> Total Cites	<input type="checkbox"/> Citing Half-Life
<input checked="" type="checkbox"/> Journal Impact Factor	<input type="checkbox"/> Eigenfactor Score
<input type="checkbox"/> Impact Factor without Journal Self Cites	<input type="checkbox"/> Article Influence Score
<input checked="" type="checkbox"/> 5 Year Impact Factor	<input type="checkbox"/> ISSN
<input checked="" type="checkbox"/> Immediacy Index	<input type="checkbox"/> % Articles in Citable Items
<input checked="" type="checkbox"/> Citable Items	<input type="checkbox"/> Average JIF Percentile
<input type="checkbox"/> Normalized Eigenfactor	

Save

登入個人帳號後，
可自行設定欲於該區瀏覽的指標

設定完按
Save 即可

在 InCites JCR 註冊個人化帳號

The screenshot displays the InCites Journal Citation Reports website interface. At the top, a navigation bar includes links for 'Web of Science', 'InCites', 'Journal Citation Reports', 'Essential Science Indicators', 'EndNote', and 'Publons'. On the right side of the navigation bar, there are links for 'Sign In', 'Help', and 'English'. Below the navigation bar, the main header reads 'InCites Journal Citation Reports' and features the Clarivate logo. A secondary navigation bar contains the text 'We're building the new Journal Citation Reports' and a 'Log Out' button. The main content area is titled 'Welcome to Journal Citation Reports' and includes the instruction 'Search a journal title or select an option to get started'. A search bar is provided with the placeholder text 'Enter a journal name' and 'Master Search'. Below the search bar, there are three interactive options: 'Browse by Journal', 'Browse by Category', and 'Custom Reports', each represented by a circular icon.

註冊內容表格欄位



Register to continue with Journal Citation Reports(Classic/Legacy)



Email address

Password

Re-enter password

First Name

Last Name

PLKqs

Captcha

Register

Already registered?

Sign in

※註冊密碼設置條件

- 密碼必須至少為 8 個字符
- 密碼不能超過 95 個字符
- 必須至少包含 1 個字母
- 必須至少包含 1 個數字
- 不能有前導或尾隨空格
- 必須至少包含一個特殊字符
(如： !@#\$%^*()~`{}|&_)

By registering, you acknowledge and agree to our [Terms of Use](#) and [Privacy Statement](#).

登入個人化帳號

Web of Science InCites Journal Citation Reports Essential Science Indicators EndNote Publons Sign In Help English

InCites Journal Citation Reports

Sign In Register

Clarivate

Clarivate™

Sign in to continue with Journal Citation Reports(Classic/Legacy)

Email address

Password

Forgot Password? Sign in

OR

Don't have a Clarivate Account?

Register your email to gain access to all that JCR2 has to offer:

- Access from outside of your organization
- Save reports and settings
- Create and export custom datasets
- Automatically Sign-in

Register

By signing in, you acknowledge and agree to our Terms of Use and Privacy Statement.

利用 EndNote Online 比對建議投稿期刊

比對建議投稿期刊

The screenshot displays the EndNote website's navigation bar with links for Web of Science, InCites, Journal Citation Reports, Essential Science Indicators, EndNote, and Publons. The EndNote link is highlighted with a blue box and a blue arrow pointing to a sign-in modal. The modal is titled "Sign in to continue with EndNote" and contains a form with fields for "Email address" and "Password", a "Forgot Password?" link, and a "Sign in" button. To the right of the form is a "Register" button under the heading "Not a member yet?". Below the form are social media icons for Facebook and LinkedIn. A teal callout box with a white arrow points to the "Sign in" button, containing the text "登入個人化帳號". At the bottom of the modal, there is a link for "Need help? Contact EndNote Customer Care." and a footer with the text "By signing in, you acknowledge and agree to our Terms of Use and Privacy Statement." The background of the page shows the "InCites Journal Citation Reports" header and a "Clarivate" logo. Below the modal, there are three navigation options: "Browse by Journal", "Browse by Category", and "Custom Reports".

比對建議投稿期刊

快速檢索

於

我的參考文獻

我的所有參考文獻 (1)

[未歸檔] (1)

快速清單 (0)

資源回收筒 (514)

▼ 我的群組

TRACK YOUR CITATIONS
Claim your researcher
profile on Publons



開始使用



尋找

檢索線上資料庫或匯入現有合輯，以收集參考文獻。

- 檢索線上資料庫
- 手動建立參考文獻
- 匯入參考文獻
- **全新推出!** 找出您可能的最佳期刊



儲存與共用

以任何您所適用的方式組織並群組參考文獻。然後與同事共用您的群組。

- 建立新群組
- 共用群組
- 尋找重複的參考文獻



建立

在您寫作時，使用我們的外掛程式格式化書目並引用參考文獻。

- Cite While You Write™ 外掛程式
- 建立已設定格式的書目
- 設定文件格式

比對建議投稿期刊

我的參考文獻 收集 整理 設定格式 **比對** 選項 下載

為您的稿件尋找最佳適配期刊 Web of Science 技術提供

輸入稿件詳細資料：

*標題：

Liver transplantation: Current status and challenges

*摘要：

Great progress has been made in the field of liver transplantation over the past two decades. This progress, however, also brings up the next set of challenges: First, organ shortage remains a major

*必要的

參考文獻：

選取群組

包含參考文獻讓我們可以比對更多與稿件相關的資料點

填入標題、摘要等資訊
後，點選尋找期刊。

尋找期刊 >

比對建議投稿期刊

自動抓取關鍵字
利用 Web of Science 進行分析

為您的稿件尋找最佳適配期刊 Web of Science 技術提供

8 期刊比對

< 編輯稿件資料 | 全部展開 | 全部收合

比對分數	JCR Impact Factor 今年 5 年	期刊	類似文獻
	8.086 2020	7.39 5 年	AMERICAN JOURNAL OF TRANSPLANTATION 2
	2.863 2020	2.536 5 年	CLINICAL TRANSPLANTATION 0
	4.939 2020	4.656 5 年	TRANSPLANTATION 0
	1.797 2005	- 5 年	TRANSPLANT INTERNATIONAL 0

您覺得這實用嗎?
 是 否

提交 >>
期刊資訊 >>

您覺得這實用嗎?
 是 否

提交 >>
期刊資訊 >>

提交 >>
期刊資訊 >>

提交 >>
期刊資訊 >>

關鍵字排行榜

liver allografts
liver transplant recipients
normothermic perfusion
deceased donor pool
extended criteria donors
wait list mortality

JCR 類別

領域排名

領域分級

SURGERY

6/212

Q1

TRANSPLANTATION

2/25

Q1

出版者:

111 RIVER ST, HOBOKEN 07030-5774, NJ

ISSN: 1600-6135

eISSN: 1600-6143

查看比對分數、關鍵字排行
以及 JIF、領域排名等資訊

注意收錄年分

比對建議投稿期刊應用 JCR

The screenshot displays the InCites JCR interface. On the left, there is a sidebar with options: 'Go to Journal Profile', 'Compare Journals', and 'View Title Changes'. The main area is titled 'Journals By Rank' and shows a table of journals ranked by impact factor. A 'Select Journals' sidebar is open, showing a search bar and a list of selected journals: INTERNATIONAL JOURNAL OF MOLECULAR SCIENCES, MOLECULAR BIOLOGY REPORTS, EUROPEAN JOURNAL OF CANCER CARE, Breast Cancer, GENE, and Oncotarget. A callout box at the bottom explains the process of adding journals for comparison.

Select All	Full Journal Title	Journal Impact Factor	Immediacy Index	Citable Items	Cited Half-Life
<input type="checkbox"/>	1 INTERNATIONAL JOURNAL OF MOLECULAR SCIENCES	3.687	0.656	2,727	3.5
<input type="checkbox"/>	2 GENE	2.498	0.604	571	>10.0
<input type="checkbox"/>	3 EUROPEAN JOURNAL OF CANCER CARE	2.409	0.947	208	6.2
<input type="checkbox"/>	3 EUROPEAN JOURNAL OF CANCER CARE	2.409	0.947	208	6.2
<input type="checkbox"/>	5 MOLECULAR BIOLOGY REPORTS	1.889	0.340	50	5.3
<input type="checkbox"/>	6 Breast Cancer	1.772	1.065	93	5.2

進入 InCites JCR 將比對的期刊清單加入 Select Journals 進行比對

所以，知道 JIF
就夠了嗎？

利用各項指標的排序 評估合適的投稿期刊

期刊各項指標說明

Total Cites 總引用次數：

標明該期刊被其它收錄期刊引用總次數。

Impact Factor Without Journal Self Cites：

扣除期刊自我引用期刊影響指數。

Journal Impact Factor 期刊影響指數：

用該期刊前兩年發表論文在當年度被引用的次數，除以該期刊前兩年發表論文的總數所得到的值。可用來評估同一研究領域不同期刊的相對重要性。

5-Year Impact Factor 五年影響指數：

該指數較能看出社會科學領域期刊其期刊影響力。(需經過較久的時間引用才會達到高峰)

Immediacy Index 立即指數：

利用某一年中發表的文章在當年度被引用次數除以同年所發表文章的總數所得到的指數。用於評估特定期刊在當年度被引用的速度。

期刊各項指標說明

Article Influence Score :

可提供該期刊平均每篇文章的影響力

% Articles in Citable Items :

被引用的文章數量百分比

Citable Items 該期刊可被引用的文章數量 :

包含期刊內研究型文章(Article)、評論(Review)及(Proceedings paper)會議論文，不含社論、通訊、新聞及會議摘要。

Eigenfactor Score 特徵係數 :

可了解特定期刊在學術引用社群的總影響力，利用期刊引用網絡(Citation Network)找出評估較具權威性的期刊。

Normalized Eigenfactor :

這個改善的計算是由華盛頓大學的 Eigenfactor 團隊所發展的，提供更明確的指數計算。例如，如果期刊的 Normalized Eigenfactor 是2，則該刊為同領域其它期刊影響力的兩倍

期刊各項指標說明

Cited Half-Life 被引用半衰期：

指期刊達到 50% 被引用率所需要的時間。該數值有助於圖書館確定期刊的館藏和存檔的策略。



例如：

Nature 期刊 2020 年的被引半衰期就超過了 10 年，也就是說 Nature 在 2020 年獲得的總引用次數，有一半的引用都來自於 2010 年以前。

指標客製化設定 (Customize Indicators)

需登入個人帳號，
即可自行設定該區欲瀏覽的指標。

Journals By Rank

Journal Titles Ranked by Impact Factor

Compare Selected Journals

Add Journals to New or Existing List

Customize Indicators

Go to Journal Profile

Master Search

Compare Journals

View Title Changes

Select J

Select C

Select J

2020

Select E

SCIE

Open Access

Open Access

Category Schema

Web of Science

建議參考指標：

- 影響指數JIF
- 立即指數Immediacy Index
- 該期刊可被引用的文章數量 Citable Items
- 被引用半衰期Cited Half-Life

Customize Indicators

- | | |
|---|--|
| <input type="checkbox"/> JCR Abbreviated Title | <input checked="" type="checkbox"/> Cited Half-Life |
| <input checked="" type="checkbox"/> Total Cites | <input type="checkbox"/> Citing Half-Life |
| <input checked="" type="checkbox"/> Journal Impact Factor | <input type="checkbox"/> Eigenfactor Score |
| <input type="checkbox"/> Impact Factor without Journal Self Cites | <input type="checkbox"/> Article Influence Score |
| <input checked="" type="checkbox"/> 5 Year Impact Factor | <input checked="" type="checkbox"/> ISSN |
| <input checked="" type="checkbox"/> Immediacy Index | <input type="checkbox"/> % Articles in Citable Items |
| <input checked="" type="checkbox"/> Citable Items | <input checked="" type="checkbox"/> Average JIF Percentile |
| <input type="checkbox"/> Normalized Eigenfactor | |

設定完按
Save即可

Save

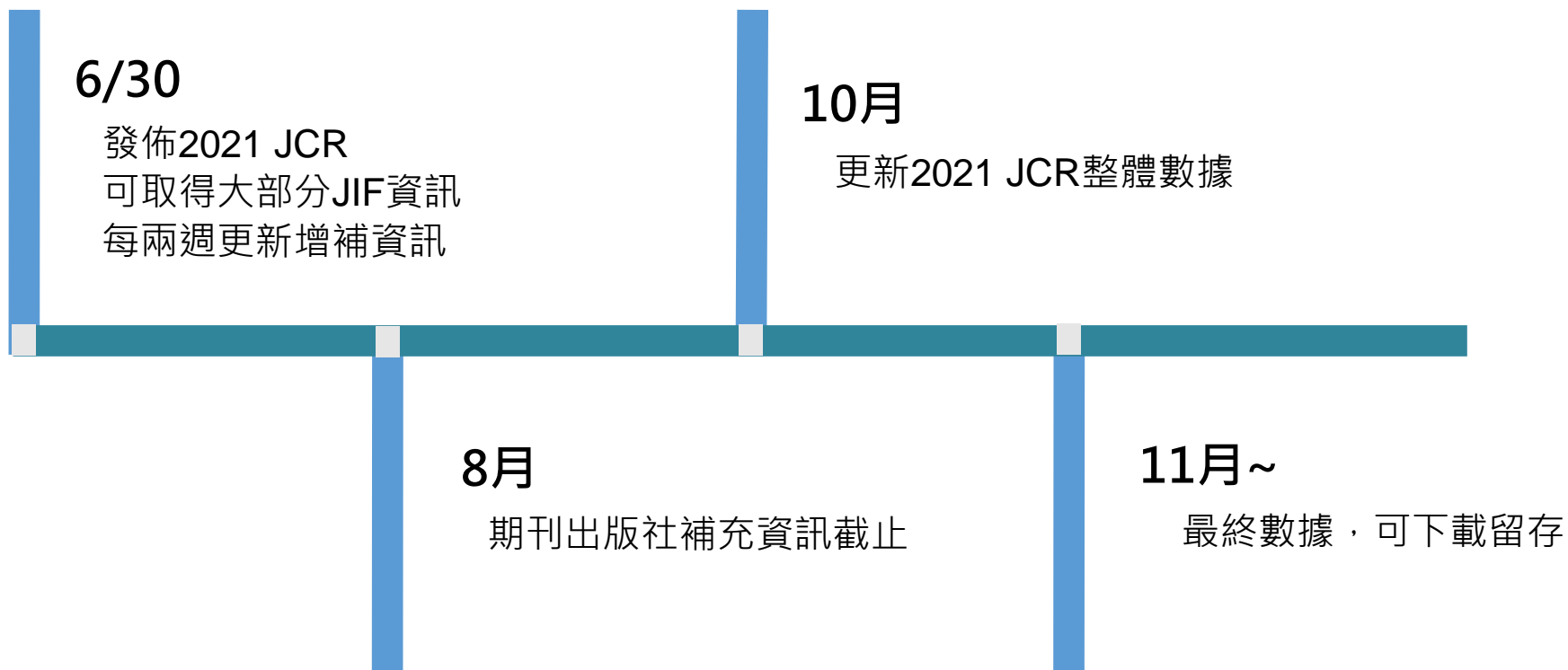
<input type="checkbox"/>	5	LANCET			79.321	77.237
<input type="checkbox"/>	6	Nature Reviews Clinical Oncology	1759-4774	17,973	66.675	52.441

2058

54

新版 JCR 平臺介紹

2021 JCR 數據更新時程



JCR數據會持續變動調整，建議使用者連結至資料庫取得最新數據。

更新的數據說明請參考 <http://jcr.help.clarivate.com/Content/data-updates.htm>

新版平臺與經典版平臺切換

The image shows a screenshot of the Clarivate website. The main navigation menu is open, listing various products. 'Journal Citation Reports™ (Classic)' is highlighted with a yellow box. A yellow arrow points from this menu item to a button on the right side of the page that says 'Click here to access the preview'. The page also features a search bar and a 'Welcome to Journal Citation Reports' message.

目前所有客戶全面轉換至 JCR 新平臺，但可切換至 JCR 經典版平臺。JCR 經典版平臺亦可切換至新平臺。
(經典版平臺預計最晚 2022 第一季關閉)

平臺數據差異

- 以下**2021 JCR** 新增數據內容需在 **新版 JCR** 平臺才可看到
 - 藝術及人文領域的期刊資訊。(但無 **JIF** 值)。
 - AHCI 與 ESCI 專輯之收錄期刊的評比資訊。
 - 全新的期刊引文指標 **Journal Citation Indicator (JCI)**。JCI 指標為所有領域期刊皆有，對於無 **JIF** 值的藝術與人文領域期刊，可提供投稿與評估的參考。
- 針對 **SCIE** 與 **SSCI** 的期刊，如果僅查詢傳統既有的指標數據(如：影響因子**JIF**、立即指數等數據)，則於新版與經典版平臺皆可查詢，數據無不同。
- 更多**JCR**數據說明，詳情請見 **2021 JCR** 系列文章 (<https://clarivate.com/zh-hant/blog/tag/jcr-2021/>)

平臺數據差異

同一領域的**期刊數**新平臺與經典版平臺數量不同？

新平臺預設為顯示 SCIE、SSCI、AHCI 與 ESCI 四個專輯的領域內期刊；經典版只有 SCIE 與 SSCI。所以請記得選取「Citation Index」為 SCIE 與 SSCI 才會有相同數據。

以數學Mathematics領域為例

The image shows two side-by-side screenshots of a journal search interface. The left screenshot shows 471 journals, and the right screenshot shows 330 journals. A teal box with the text '新平臺' (New Platform) and an arrow points from the left to the right. Below the screenshots are two 'Filter' panels for 'Citation Index'. The left panel has all four options checked: Science Citation Index Expanded (SCIE), Social Science Citation Index (SSCI), Arts & Humanities Citation Index (AHCI), and Emerging Sources Citation Index (ESCI). The right panel has only SCIE and SSCI checked, with AHCI and ESCI unchecked.

471 journals

Type journal name, ISSN, eISSN, category or a keyword

330 journals

Type journal name, ISSN, eISSN, category or a keyword

Find in table

Citation Indexes Categories

Find in table

Citation Indexes Categories

Filter

Citation Index

Filter on specific editions of the Web of Science Core Collection. By default, all are selected.

- Science Citation Index Expanded (SCIE)
- Social Science Citation Index (SSCI)
- Arts & Humanities Citation Index (AHCI)
- Emerging Sources Citation Index (ESCI)

Journals (26,674)

Categories (254)

Publishers (8,110)

Country / region (118)

Citation Indexes

Filter

Citation Index

Filter on specific editions of the Web of Science Core Collection. By default, all are selected.

- Science Citation Index Expanded (SCIE)
- Social Science Citation Index (SSCI)
- Arts & Humanities Citation Index (AHCI)
- Emerging Sources Citation Index (ESCI)

Journals (26,674)

Categories (254)

Publishers (8,110)

Country / region (118)

Citation Indexes

59

平臺數據差異

- 期刊的 JIF 值或領域排名新平臺與經典版平臺資訊不同？
 - 新平臺同時有 JIF 與 JCI 指標及所屬的 Rank、Quartile 資訊；經典版只有 JIF 單一資訊。所以請留意參考的數據是 JIF 還是 JCI 的指標內容。

Rank by Journal Impact Factor

Journals within a category are sorted in descending order by Journal Impact Factor (JIF) resulting in the current year is presented at the top of the list, with other years shown in reverse chronological order. [Learn more](#)

EDITION
Science Citation Index Expanded (SCIE)

CATEGORY
MULTIDISCIPLINARY SCIENCES
1/73

JCR YEAR	JIF RANK	JIF QUARTILE	JIF PERCENTILE	
2020	1/73	Q1	99.32	
2019	1/71	Q1	99.30	
2018	1/69	Q1	99.28	
2017	1/64	Q1	99.22	
2016	1/64	Q1	99.22	

Rank by Journal Citation Indicator (JCI) ⓘ

Journals within a category are sorted in descending order by Journal Citation Indicator (JCI) result in the current year is presented at the top of the list, with other years shown in reverse chronological order. [Learn more](#)

CATEGORY
MULTIDISCIPLINARY SCIENCES
1/126

JCR YEAR	JCI RANK	JCI QUARTILE	JCI PERCENTILE	
2020	1/126	Q1	99.60	
2019	1/71	Q1	99.30	
2018	1/68	Q1	99.26	
2017	1/62	Q1	99.19	

WoS Core Collection & JCR

WEB OF SCIENCE PLATFORM

Web of Science Core Collection

- **Science Citation Index Expanded**
- **Social Sciences Citation Index**
- **Arts & Humanities Citation Index**
- **Emerging Sources Citation Index**
- **Conference Proceedings Citation Index**
 - Science
 - Social Science & Humanities
- **Book Citation Index**
 - Science
 - Social Science & Humanities

Journal Citation Reports PLATFORM

Journal Impact Factor , JIF

JIF uses data from most recent JCR data year + prior 2 years.

Journal Citation Indicator , JCI

The value of the JCI is the mean CNCI for all articles and reviews published in a journal in the preceding three years.

Journal selection process

- Timeliness
- International editorial conventions
- Full-text English
- Peer review
- Editorial content
- International diversity
- Citation analysis

Journal Citation Indicator

新增全新指標 - Journal Citation Indicator (JCI)

Journal Citation Indicator = 期刊內於過去三年發表的所有 Article 及 Review 的 CNCI 值的平均



CNCI = Category Normalize Citation Impact
學科正規化引文影響力

CNCI 計算方式

CNCI 學科正規化引文影響力 — 審視文章學科發展的「影響力的表現」

Article Title	Authors	Source	Research Area	Document Type	Publication Date	Times Cited +	Category Expected Citations	Category Normalized Citation Impact
Guidelines for the use and interpretation of assays for monitoring autophagy (3rd edition)	Klionsky, Daniel J.; Abdelmohsen, Kotb; Abe, Akihisa; Abedin, Md Joyrial; Abeliovich, Hagai; et al.	AUTOPHAGY	CELL BIOLOGY	Review	2016	3,777	49.89	75.7

排除影響論文影響力的變因

2016 年在 Cell Biology 學科發表的
文獻類型為 Review 的文章平均被引用次數

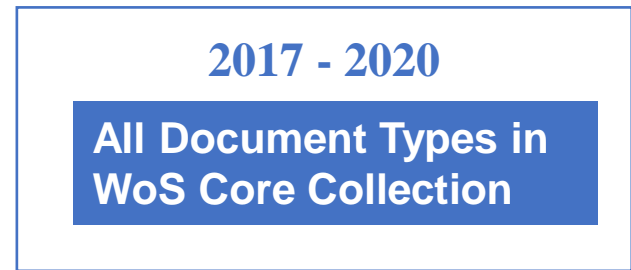
$$\text{CNCI} = \frac{\text{該文獻總被引次數(Times Cited)}}{\text{同年同學科同文獻類型的文獻平均被引用次數(CEC)}} = \frac{3777}{49.89} = 75.7$$

Journal Citation Indicator

Journal Citation Indicator = 期刊內於過去三年發表的所有 Article 及 Review 的 CNCI 值的總平均



2020 年 Journal Citation Indicator = 2017、2018、2019 年該期刊發表 Article 及 Review 的 CNCI 的總平均



透過 JCI 觀察期刊是否高於世界平均水準

JCI 平均為 1，JCI 為 1.5 的期刊比該類別的平均水平高出 50% 的引文影響

JIF 與 JCI 有何不同?

Journal Impact Factor, JIF

SCIE & SSCI

2018至2019
2年Articles + Reviews

在2020年的引文

適用範圍

文獻計算

引文計算

Journal Citation Indicator, JCI

SCIE & SSCI
A&HCI & ESCI

2017至2019
3年Articles + Reviews

在2017至2020年的引文

新版 JCR 平臺簡易操作

搜尋期刊

The screenshot shows the 'Journal Citation Reports' website interface. At the top, it says 'Journal Citation Reports' and 'Browse journals'. The main heading reads 'The world's leading journals and publisher-neutral data'. A search bar contains the text 'Nature'. Below the search bar, a dropdown menu displays search results:

JOURNAL NAME	ISSN/eISSN
NATURE	0028-0836 / 1476-4687
Nature Food	N/A / 2662-1355
Nature Cancer	N/A / 2662-1347
Nature Plants	2055-026X / 2055-0278
Nature Energy	2058-7546 / 2058-7546

Below the table, there is a link 'See all 79 results >'. Underneath, a section for 'CATEGORY NAME' states 'There are no Categories that match your search.' and a 'NUMBER OF JOURNALS' column is visible.

新版 JCR 支援「期刊刊名」、「期刊ISSN」、「電子期刊 eISSN」之關鍵字搜尋期刊。亦可輸入「學科領域 Category」關鍵字，點擊即可以 Browse Journals 查看該學科領域。

瀏覽方式查看期刊

Journal Citation Reports

Browse journals

Browse categories

Sign in

Register

The world's leading journals and
publisher-neutral data

Type journal name, ISSN, eISSN, category or a keyword



Already have a manuscript?

Find relevant, reputable journals for potential publication of your research using Manuscript matcher.

Match my manuscript

See full listings and refine your search



Browse journals



Browse categories



Browse publishers

COMING SOON



Browse countries

COMING SOON

Browse journals 應用

Filter

Journals (26,674)

Categories (254)

Publishers (8,110)

Country / region (118)

Citation Indexes

JCR Year

Open Access

JIF Quartile

JIF Range

JCI Range

JIF Percentile

Reset

Apply

Search categories (Web of Science)

Search

Acoustics

Agricultural Economics & Policy

Agricultural Engineering

Agriculture, Dairy & Animal Science

Agriculture, Multidisciplinary

Agronomy

Allergy

Anatomy & Morphology

Andrology

Anesthesiology

Anthropology

Archaeology

Architecture

Area Studies

Art

Asian Studies

Astronomy

Audiology & Pathology

Automation & Control Systems

Behavioral Sciences

Literary Theory & Criticism

Literature

Literature, African, Australian, Canadian

Literature, American

Literature, British Isles

Literature, German, Dutch, Scandinavian

Literature, Romance

Literature, Slavic

Logic

Management

Materials Science, Paper & Wood

可輸入學科領域快速篩選

查看特定學科領域期刊清單方法

1. 點選限縮 Filter 功能後，點選 Categories
2. 查看勾選需要的領域
3. 點選 Apply

Browse journals

- Category 顯示為 Multiple 點選即可顯示所有所屬領域。
- 登入個人化帳號，點選「Customize」可設定預設顯示指標，包含 5 Year JIF、2020 JCI 等。

The screenshot displays a web interface for browsing journals. At the top right, there is a search bar labeled 'Find in table', a dropdown menu for 'Indicators: LMG', and a 'Customize' button. Below the search bar is a 'Categories' filter. The main content is a table with columns for 'Journal name', 'ISSN', 'eISSN', 'Category', and 'Total Citations'. The 'Category' column for 'PHYSICAL REVIEW B' is highlighted with a red box and a red arrow pointing to a dropdown menu. The dropdown menu shows two options: 'PHYSICS, CONDENSED MATTER - SCIE' and 'PHYSICS, APPLIED - SCIE'. To the right of the table is a 'Customize' panel with three sections: 'Impact metrics', 'Normalized metrics', and 'Source metrics'. Each section contains a list of metrics with checkboxes. A red arrow points from the 'Customize' button to this panel.

Journal name	ISSN	eISSN	Category	Total Citations
PHYSICAL REVIEW LETTERS	0031-9007	1079-7114	PHYSICS, MULTIDISCIPLINARY - SCIE	490,021
PHYSICAL REVIEW B	2469-9950	2469-9969	Multiple	406,465
ADVANCED MATERIALS	0935-9648	1521-4095	Multiple	320,972
JOURNAL OF CHEMICAL PHYSICS	0021-9606	1089-7608	PHYSICS, ATOMIC, MOLECULAR OPTICS - SCIE	231,490
APPLIED PHYSICS LETTERS	0003-6819	1077-4004	PHYSICS, APPLIED - SCIE	218,334

Customize Panel:

- Impact metrics:** Total Citations (checked), 2020 JIF (checked), 5 Year JIF (checked), JIF Without Self Cites (unchecked), Immediacy Index (unchecked), JIF Quartile (checked).
- Normalized metrics:** 2020 JCI (checked), Eigenfactor (unchecked), Normalized Eigenfactor (unchecked), Article influence Score (unchecked), Average JIF Percentile (unchecked).
- Source metrics:** Citable Items (unchecked), % of Articles in Citable Items (unchecked), Citing Half-Life (unchecked), Total Articles (unchecked), % of OA Gold (checked).

期刊資訊

- Journal Profile 期刊資訊可完整顯示所有所屬領域，不需分專輯顯示。

JCR YEAR
2020

BMJ Quality & Safety

[View title change](#)

ISSN
2044-5415

E-ISSN
2044-5423

JCR ABBREVIATION
BMJ QUAL SAF

ISO ABBREVIATION
BMJ Qual. Saf.

Journal information

EDITION	
Social Sciences Citation Index (SSCI)	Science Citation Index Expanded (SCIE)
CATEGORY	
HEALTH POLICY & SERVICES - SSCI	HEALTH CARE SCIENCES & SERVICES - SCIE

LANGUAGES	REGION	1ST ELECTRONIC JCR YEAR
English	ENGLAND	2011

Publisher information

PUBLISHER	ADDRESS	PUBLICATION FREQUENCY
BMJ PUBLISHING GROUP	BRITISH MED ASSOC HOUSE, TAVISTOCK SQUARE, LONDON WC1H 9JR, ENGLAND	12 issues/year

期刊資訊

- 多領域期刊排名(Rank) , 點選「●」或「>」即可顯示第三個以上的領域相關資訊。

Rank by Journal Impact Factor

Journals within a category are sorted in descending order by Journal Impact Factor (JIF) resulting in the Category Ranking below. A separate rank is shown for each category in which the journal is listed in JCR. Data for the most recent year is presented at the top of the list, with other years shown in reverse chronological order. [Learn more](#)

EDITION
Science Citation Index Expanded (SCIE)

CATEGORY
PHYSICS, APPLIED
41/160

JCR YEAR	JIF RANK	JIF QUANTILE	JIF PERCENTILE	
2020	41/160	Q2	74.69	
2019	39/155	Q2	75.16	
2018	29/148	Q1	80.74	
2017	n/a	n/a	n/a	
2016	n/a	n/a	n/a	

EDITION
Science Citation Index Expanded (SCIE)

CATEGORY
MATERIALS SCIENCE, MULTIDISCIPLINARY
130/335

JCR YEAR	JIF RANK
2020	130/335
2019	105/314
2018	74/293
2017	n/a
2016	n/a



Rank by Journal Impact Factor

Journals within a category are sorted in descending order by Journal Impact Factor (JIF) resulting in the Category Ranking below. Data for the most recent year is presented at the top of the list, with other years shown in reverse chronological order.

EDITION
Science Citation Index Expanded (SCIE)

CATEGORY
PHYSICS, CONDENSED MATTER
22/69

JCR YEAR	JIF RANK	JIF QUANTILE	JIF PERCENTILE	
2020	22/69	Q2	66.84	
2019	22/69	Q2	68.84	
2018	19/68	Q3	72.79	
2017	18/67	Q2	73.88	
2016	18/67	Q2	73.88	

期刊資訊

Journal Citation Reports Browse journals Browse categories

Home > Journal profile

JCR YEAR

2020

NATURE

ISSN
0028-0836

EISSN
1476-4687

JCR ABBREVIATION
NATURE

ISO ABBREVIATION
Nature

2020

2019

2018

2017

2016

2015

All years

- 選取 JCR YEAR 為「All years」即可取得所有年份的數據。
- 點選「Customize」可選擇欲顯示 / 下載的指標數據。

Export Customize

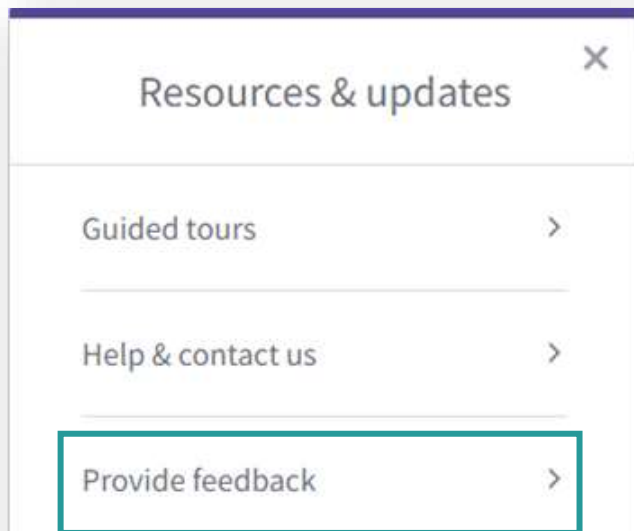
Year	Total Citations	Journal impact factor	JIF without self cites	5 Year Impact Factor	Immediate index	Citable Items
2020	915,505	49.962	49.310	94.637	24.651	1076
2019	767,246	42.379	42.244	46.489	9.687	889
2018	745,692	43.670	42.478	49.829	9.435	904
2017	718,767	41.577	41.836	44.559	8.788	836
2016	672,254	48.137	38.883	43.788	5.329	879
2015	627,846	38.128	37.246	42.458	9.528	837
2014	617,361	41.496	40.621	41.266	9.585	882
2013	589,324	43.351	41.650	48.783	8.457	857
2012	564,145	38.997	37.997	38.199	9.243	889
2011	526,889	36.289	35.787	36.235	8.699	841
2010	511,248	36.194	35.527	35.248	8.752	882
2009	483,039	34.488	33.880	32.996	8.299	896

Indicator metrics

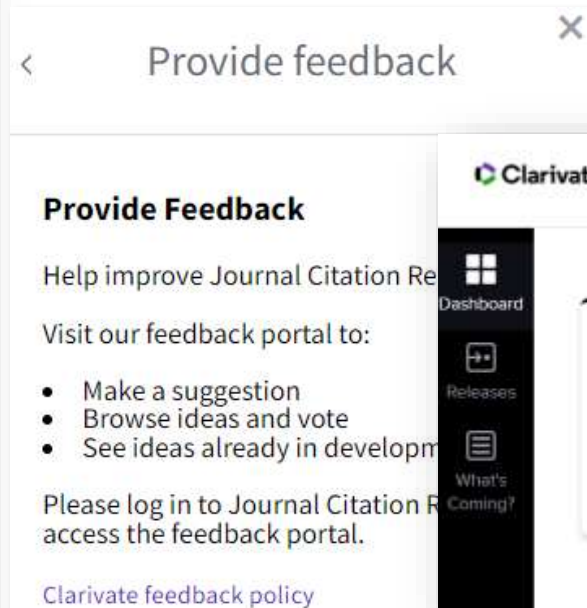
- Total Citations
- Journal impact factor
- JIF without self cites
- 5 Year Impact Factor
- Immediate index
- Citable items
- Total Articles
- Total Reviews
- Coad Half-life
- Coad Half-Life
- Eigenfactor score
- Article influence score
- % of articles in Citable items
- Normalized Eigenfactor
- Average JIF Percentile

Apply

更多問題想詢問



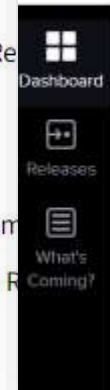
點選 **?** 即可出現 JCR 更新說明、產品建議等資源服務與連結。



Open feedback portal

JCR 產品改善建議反饋

可提供建議與投票、查看全球新功能反饋



其他資源

科睿唯安部落格



The screenshot shows the Clarivate website interface. At the top right, there are navigation links: "企業資訊", "投資人關係", and "加入我們". Below these, there are more navigation options: "產品與服務", "部落格", "新聞室", "活動資訊", and a prominent purple button labeled "聯絡我們". The main content area features a blog post with the following details:

BLOG > FEATURED ARTICLE

2021 JCR 的進展：全新內容及新影響力指標

2021首要的增強功能，即是擴大 JCR 的期刊文獻涵蓋範圍，包含納入 AHCI 和 ESCI 的資料及收錄 Early Access 文章，除了擴大收錄範圍，最新的 JCR 也將公佈全新指標，讓 JCR 一系列的評量方式可以有更深入的解析與背景資訊，並遠超過 JIF 單一指標能提供的訊息。

DR NANDITA QUADERI
Editor-in-Chief and Editorial VP of the Web of Science
Clarivate



碩睿資訊有限公司

The screenshot displays the SRS website interface. At the top, the SRS logo and name '碩睿資訊有限公司' are visible, along with navigation links for HOME, ABOUT US, PRODUCTS, NEWS, and SERVICE. A search bar is located on the right side of the header.

The main content area is divided into several sections:

- TACI 臺灣引文資料庫**: A large banner featuring a library aisle. Text includes '臺灣引文資料庫(Taiwan Academic Citation Index, TACI)基於臺灣所出版的期刊建置而成, 完整涵蓋各領域... *詳全文*
- 會講講座**: A section for seminars, featuring a banner for the '2020年數位出版與數位圖書館聯合發展國際研討會(COPOL)臺灣分會' held on August 6, 2020. It describes the event's focus on digital publishing and library development.
- 活動特選**: A section for featured activities, including '2021 OECD iLibrary全球知識庫-用OECD愛地球-尋找幸福劇本!' (May 10-30, 2021) and '中國經濟社會大數據研究平臺-Open Trial活動' (March 20 - June 20, 2021).

On the right side, there are vertical promotional banners:

- 碩睿資訊電子報**: A banner for the SRS e-newsletter.
- 教育訓練資源服務**: A banner for educational training resources with a '詳細課程' (Detailed Courses) button.
- 2021年度教科圖書採購**: A banner for the 2021 textbook procurement program, highlighting a '全國聯合採購優惠方案' (National Joint Procurement Preferential Scheme).
- STEM教育書籍推薦**: A banner for STEM education book recommendations.

碩睿資訊有限公司

教育訓練資源服務

碩睿資訊有限公司

教育訓練資源服務



直播課程

線上參與課程，即時和講師互動。



使用手冊

產品說明書，解析操作步驟。



影音教材

產品課程影片，無須次回放映，手機、電腦皆適用。



意見回饋

提供寶貴建議，使課程更完善。

Thank You!