



1. Solve the following equations:

$$(a) \quad x^4 y' + x^3 y = y^{-3/4} \quad (10\%)$$

$$(b) \quad y' + \frac{4}{x} y = 2; \quad y(1) = -4 \quad (10\%)$$

$$(c) \quad y'' - 3y' + 8y = 0 \quad (10\%)$$

2. Apply the series method and write the solution with first five terms at least.

$$y'' - e^x y' + 2y = 1; \quad y(0) = -3, \quad y'(0) = 1 \quad (10\%)$$

3. Solve the following equation by Laplace transform method

$$y'' + 4y = f(t); \quad y(0) = y'(0) = 0 \quad (10\%)$$

$$f(t) = \begin{cases} 0 & \text{if } 0 \leq t < 3 \\ t & \text{if } t \geq 3 \end{cases}$$

4. The heat evolved in calories per gram of a cement mixture is approximately normally distributed. The mean is thought to be 100 and the standard deviation is 2. We wish to test $H_0: \mu = 100$ versus $H_1: \mu \neq 100$ with a sample of $n = 9$ specimens.

(a) If the acceptance region is defined as $98.5 \leq \bar{x} \leq 101.5$, find the type I error probability. (10%)

(b) Find type II error probability for the case where the true mean heat evolved is 103. (15%)

5. The fraction of defective integrated circuits produced in a photolithography process is being studied. A random sample of 300 circuits is tested, revealing 13 defectives. Find a 95% two-sided confidence interval on the fraction of defective circuits produced by this particular tool. (10%)

6. A rivet is to be inserted into a hole. A random sample of $n = 15$ parts is selected, and the hole diameter is measured. The sample standard deviation of the hole diameter measurements is $s = 0.008$ millimeters. If the standard deviation of hole diameter exceeds 0.01 millimeters, there is an unacceptably high probability that the rivet will not fit. Is there strong evidence to indicate that the standard deviation of hole diameter exceeds 0.01 millimeters? Use $\alpha = 0.01$. (15%)



國立雲林科技大學
100 學年度博士班招生考試試題

所別：工程科技研究所、環安系
科目：工程數學 (3)

$$\Phi(z) = P(Z \leq z) = \int_{-\infty}^z \frac{1}{\sqrt{2\pi}} e^{-\frac{1}{2}u^2} du$$

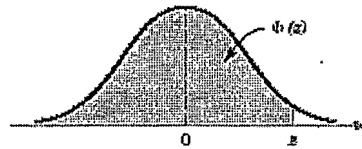



Table II Cumulative Standard Normal Distribution (continued)

| z | 0.00 | 0.01 | 0.02 | 0.03 | 0.04 | 0.05 | 0.06 | 0.07 | 0.08 | 0.09 |
|-----|----------|----------|----------|----------|----------|----------|----------|----------|----------|----------|
| 0.0 | 0.500000 | 0.503989 | 0.507978 | 0.511967 | 0.515953 | 0.519939 | 0.523922 | 0.527903 | 0.531881 | 0.535856 |
| 0.1 | 0.539828 | 0.543795 | 0.547758 | 0.551717 | 0.555676 | 0.559618 | 0.563559 | 0.567495 | 0.571424 | 0.575345 |
| 0.2 | 0.579260 | 0.583166 | 0.587064 | 0.590954 | 0.594835 | 0.598706 | 0.602568 | 0.606420 | 0.610261 | 0.614092 |
| 0.3 | 0.617911 | 0.621719 | 0.625516 | 0.629300 | 0.633072 | 0.636831 | 0.640576 | 0.644309 | 0.648027 | 0.651732 |
| 0.4 | 0.655422 | 0.659097 | 0.662757 | 0.666402 | 0.670031 | 0.673645 | 0.677242 | 0.680822 | 0.684386 | 0.687933 |
| 0.5 | 0.691462 | 0.694974 | 0.698468 | 0.701944 | 0.705401 | 0.708840 | 0.712260 | 0.715661 | 0.719043 | 0.722405 |
| 0.6 | 0.725747 | 0.729069 | 0.732371 | 0.735653 | 0.738914 | 0.742154 | 0.745373 | 0.748571 | 0.751748 | 0.754903 |
| 0.7 | 0.758036 | 0.761148 | 0.764238 | 0.767305 | 0.770350 | 0.773373 | 0.776373 | 0.779350 | 0.782305 | 0.785236 |
| 0.8 | 0.788145 | 0.791030 | 0.793892 | 0.796731 | 0.799546 | 0.802338 | 0.805106 | 0.807850 | 0.810570 | 0.813267 |
| 0.9 | 0.815940 | 0.818589 | 0.821214 | 0.823815 | 0.826391 | 0.828944 | 0.831472 | 0.833977 | 0.836457 | 0.838913 |
| 1.0 | 0.841345 | 0.843752 | 0.846136 | 0.848495 | 0.850830 | 0.853141 | 0.855428 | 0.857690 | 0.859929 | 0.862143 |
| 1.1 | 0.864334 | 0.866500 | 0.868643 | 0.870762 | 0.872857 | 0.874928 | 0.876976 | 0.878999 | 0.881000 | 0.882977 |
| 1.2 | 0.884930 | 0.886860 | 0.888767 | 0.890651 | 0.892512 | 0.894350 | 0.896165 | 0.897958 | 0.899727 | 0.901475 |
| 1.3 | 0.903199 | 0.904902 | 0.906582 | 0.908241 | 0.909877 | 0.911492 | 0.913085 | 0.914657 | 0.916207 | 0.917736 |
| 1.4 | 0.919243 | 0.920730 | 0.922196 | 0.923641 | 0.925066 | 0.926471 | 0.927855 | 0.929219 | 0.930563 | 0.931888 |
| 1.5 | 0.933193 | 0.934478 | 0.935744 | 0.936992 | 0.938220 | 0.939429 | 0.940620 | 0.941792 | 0.942947 | 0.944083 |
| 1.6 | 0.945201 | 0.946301 | 0.947384 | 0.948449 | 0.949497 | 0.950529 | 0.951543 | 0.952540 | 0.953521 | 0.954486 |
| 1.7 | 0.955435 | 0.956367 | 0.957284 | 0.958185 | 0.959071 | 0.959941 | 0.960796 | 0.961636 | 0.962462 | 0.963273 |
| 1.8 | 0.964070 | 0.964852 | 0.965621 | 0.966375 | 0.967116 | 0.967843 | 0.968557 | 0.969258 | 0.969946 | 0.970621 |
| 1.9 | 0.971283 | 0.971933 | 0.972571 | 0.973197 | 0.973810 | 0.974412 | 0.975002 | 0.975581 | 0.976148 | 0.976705 |
| 2.0 | 0.977250 | 0.977784 | 0.978308 | 0.978822 | 0.979325 | 0.979818 | 0.980301 | 0.980774 | 0.981237 | 0.981691 |
| 2.1 | 0.982136 | 0.982571 | 0.982997 | 0.983414 | 0.983822 | 0.984222 | 0.984614 | 0.984997 | 0.985371 | 0.985738 |
| 2.2 | 0.986097 | 0.986447 | 0.986791 | 0.987126 | 0.987455 | 0.987776 | 0.988089 | 0.988396 | 0.988696 | 0.988989 |
| 2.3 | 0.989276 | 0.989556 | 0.989830 | 0.990097 | 0.990358 | 0.990613 | 0.990863 | 0.991106 | 0.991344 | 0.991576 |
| 2.4 | 0.991802 | 0.992024 | 0.992240 | 0.992451 | 0.992656 | 0.992857 | 0.993053 | 0.993244 | 0.993431 | 0.993613 |
| 2.5 | 0.993790 | 0.993963 | 0.994132 | 0.994297 | 0.994457 | 0.994614 | 0.994766 | 0.994915 | 0.995060 | 0.995201 |
| 2.6 | 0.995339 | 0.995473 | 0.995604 | 0.995731 | 0.995855 | 0.995975 | 0.996093 | 0.996207 | 0.996319 | 0.996427 |
| 2.7 | 0.996533 | 0.996636 | 0.996736 | 0.996833 | 0.996928 | 0.997020 | 0.997110 | 0.997197 | 0.997282 | 0.997365 |
| 2.8 | 0.997445 | 0.997523 | 0.997599 | 0.997673 | 0.997744 | 0.997814 | 0.997882 | 0.997948 | 0.998012 | 0.998074 |
| 2.9 | 0.998134 | 0.998193 | 0.998250 | 0.998305 | 0.998359 | 0.998411 | 0.998462 | 0.998511 | 0.998559 | 0.998605 |
| 3.0 | 0.998650 | 0.998694 | 0.998736 | 0.998777 | 0.998817 | 0.998856 | 0.998893 | 0.998930 | 0.998965 | 0.998999 |
| 3.1 | 0.999032 | 0.999065 | 0.999096 | 0.999126 | 0.999155 | 0.999184 | 0.999211 | 0.999238 | 0.999264 | 0.999289 |
| 3.2 | 0.999313 | 0.999336 | 0.999359 | 0.999381 | 0.999402 | 0.999423 | 0.999443 | 0.999462 | 0.999481 | 0.999499 |
| 3.3 | 0.999517 | 0.999533 | 0.999550 | 0.999566 | 0.999581 | 0.999596 | 0.999610 | 0.999624 | 0.999638 | 0.999650 |
| 3.4 | 0.999663 | 0.999675 | 0.999687 | 0.999698 | 0.999709 | 0.999720 | 0.999730 | 0.999740 | 0.999749 | 0.999758 |
| 3.5 | 0.999767 | 0.999776 | 0.999784 | 0.999792 | 0.999800 | 0.999807 | 0.999815 | 0.999821 | 0.999828 | 0.999835 |
| 3.6 | 0.999841 | 0.999847 | 0.999853 | 0.999858 | 0.999864 | 0.999869 | 0.999874 | 0.999879 | 0.999883 | 0.999888 |
| 3.7 | 0.999892 | 0.999896 | 0.999900 | 0.999904 | 0.999908 | 0.999912 | 0.999915 | 0.999918 | 0.999922 | 0.999925 |
| 3.8 | 0.999928 | 0.999931 | 0.999933 | 0.999936 | 0.999938 | 0.999941 | 0.999943 | 0.999946 | 0.999948 | 0.999950 |
| 3.9 | 0.999952 | 0.999954 | 0.999956 | 0.999958 | 0.999959 | 0.999961 | 0.999963 | 0.999964 | 0.999966 | 0.999967 |



國立雲林科技大學
100 學年度博士班招生考試試題

所別：工程科技研究所、環安系

科目：工程數學 (3)

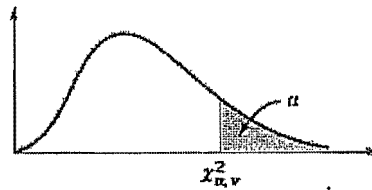


Table III Percentage Points $\chi^2_{\alpha, \nu}$ of the Chi-Squared Distribution

| $\nu \backslash \alpha$ | .995 | .990 | .975 | .950 | .900 | .500 | .100 | .050 | .025 | .010 | .005 |
|-------------------------|-------|-------|-------|-------|-------|-------|--------|--------|--------|--------|--------|
| 1 | .00+ | .00+ | .00+ | .00+ | .02 | .45 | 2.71 | 3.84 | 5.02 | 6.63 | 7.88 |
| 2 | .01 | .02 | .05 | .10 | .21 | 1.39 | 4.61 | 5.99 | 7.38 | 9.21 | 10.60 |
| 3 | .07 | .11 | .22 | .35 | .58 | 2.37 | 6.25 | 7.81 | 9.35 | 11.34 | 12.84 |
| 4 | .21 | .30 | .48 | .71 | 1.06 | 3.36 | 7.78 | 9.49 | 11.14 | 13.28 | 14.86 |
| 5 | .41 | .55 | .83 | 1.15 | 1.61 | 4.35 | 9.24 | 11.07 | 12.83 | 15.09 | 16.75 |
| 6 | .68 | .87 | 1.24 | 1.64 | 2.20 | 5.35 | 10.65 | 12.59 | 14.45 | 16.81 | 18.55 |
| 7 | .99 | 1.24 | 1.69 | 2.17 | 2.83 | 6.35 | 12.02 | 14.07 | 16.01 | 18.48 | 20.28 |
| 8 | 1.34 | 1.65 | 2.18 | 2.73 | 3.49 | 7.34 | 13.36 | 15.51 | 17.53 | 20.09 | 21.96 |
| 9 | 1.73 | 2.09 | 2.70 | 3.33 | 4.17 | 8.34 | 14.68 | 16.92 | 19.02 | 21.67 | 23.59 |
| 10 | 2.16 | 2.56 | 3.25 | 3.94 | 4.87 | 9.34 | 15.99 | 18.31 | 20.48 | 23.21 | 25.19 |
| 11 | 2.60 | 3.05 | 3.82 | 4.57 | 5.58 | 10.34 | 17.28 | 19.68 | 21.92 | 24.72 | 26.76 |
| 12 | 3.07 | 3.57 | 4.40 | 5.23 | 6.30 | 11.34 | 18.55 | 21.03 | 23.34 | 26.22 | 28.30 |
| 13 | 3.57 | 4.11 | 5.01 | 5.89 | 7.04 | 12.34 | 19.81 | 22.36 | 24.74 | 27.69 | 29.82 |
| 14 | 4.07 | 4.66 | 5.63 | 6.57 | 7.79 | 13.34 | 21.06 | 23.68 | 26.12 | 29.14 | 31.32 |
| 15 | 4.60 | 5.23 | 6.27 | 7.26 | 8.55 | 14.34 | 22.31 | 25.00 | 27.49 | 30.58 | 32.80 |
| 16 | 5.14 | 5.81 | 6.91 | 7.96 | 9.31 | 15.34 | 23.54 | 26.30 | 28.85 | 32.00 | 34.27 |
| 17 | 5.70 | 6.41 | 7.56 | 8.67 | 10.09 | 16.34 | 24.77 | 27.59 | 30.19 | 33.41 | 35.72 |
| 18 | 6.26 | 7.01 | 8.23 | 9.39 | 10.87 | 17.34 | 25.99 | 28.87 | 31.53 | 34.81 | 37.16 |
| 19 | 6.84 | 7.63 | 8.91 | 10.12 | 11.65 | 18.34 | 27.20 | 30.14 | 32.85 | 36.19 | 38.58 |
| 20 | 7.43 | 8.26 | 9.59 | 10.85 | 12.44 | 19.34 | 28.41 | 31.41 | 34.17 | 37.57 | 40.00 |
| 21 | 8.03 | 8.90 | 10.28 | 11.59 | 13.24 | 20.34 | 29.62 | 32.67 | 35.48 | 38.93 | 41.40 |
| 22 | 8.64 | 9.54 | 10.98 | 12.34 | 14.04 | 21.34 | 30.81 | 33.92 | 36.78 | 40.29 | 42.80 |
| 23 | 9.26 | 10.20 | 11.69 | 13.09 | 14.85 | 22.34 | 32.01 | 35.17 | 38.08 | 41.64 | 44.18 |
| 24 | 9.89 | 10.86 | 12.40 | 13.85 | 15.66 | 23.34 | 33.20 | 36.42 | 39.36 | 42.98 | 45.56 |
| 25 | 10.52 | 11.52 | 13.12 | 14.61 | 16.47 | 24.34 | 34.28 | 37.65 | 40.65 | 44.31 | 46.93 |
| 26 | 11.16 | 12.20 | 13.84 | 15.38 | 17.29 | 25.34 | 35.56 | 38.89 | 41.92 | 45.64 | 48.29 |
| 27 | 11.81 | 12.88 | 14.57 | 16.15 | 18.11 | 26.34 | 36.74 | 40.11 | 43.19 | 46.96 | 49.65 |
| 28 | 12.46 | 13.57 | 15.31 | 16.93 | 18.94 | 27.34 | 37.92 | 41.34 | 44.46 | 48.28 | 50.99 |
| 29 | 13.12 | 14.26 | 16.05 | 17.71 | 19.77 | 28.34 | 39.09 | 42.56 | 45.72 | 49.59 | 52.34 |
| 30 | 13.79 | 14.95 | 16.79 | 18.49 | 20.60 | 29.34 | 40.26 | 43.77 | 46.98 | 50.89 | 53.67 |
| 40 | 20.71 | 22.16 | 24.43 | 26.51 | 29.05 | 39.34 | 51.81 | 55.76 | 59.34 | 63.69 | 66.77 |
| 50 | 27.99 | 29.71 | 32.36 | 34.76 | 37.69 | 49.33 | 63.17 | 67.50 | 71.42 | 76.15 | 79.49 |
| 60 | 35.53 | 37.48 | 40.48 | 43.19 | 46.46 | 59.33 | 74.40 | 79.08 | 83.30 | 88.38 | 91.95 |
| 70 | 43.28 | 45.44 | 48.76 | 51.74 | 55.33 | 69.33 | 85.53 | 90.53 | 95.02 | 100.42 | 104.22 |
| 80 | 51.17 | 53.54 | 57.15 | 60.39 | 64.28 | 79.33 | 96.58 | 101.88 | 106.63 | 112.33 | 116.32 |
| 90 | 59.20 | 61.75 | 65.65 | 69.13 | 73.29 | 89.33 | 107.57 | 113.14 | 118.14 | 124.12 | 128.30 |
| 100 | 67.33 | 70.06 | 74.22 | 77.93 | 82.36 | 99.33 | 118.50 | 124.34 | 129.56 | 135.81 | 140.17 |

ν = degrees of freedom.



國立雲林科技大學
100 學年度博士班招生考試試題

所別：工程科技研究所、環安系

科目：工程數學 (3)

$$\Phi(z) = P(Z \leq z) = \int_{-\infty}^z \frac{1}{\sqrt{2\pi}} e^{-\frac{1}{2}u^2} du$$

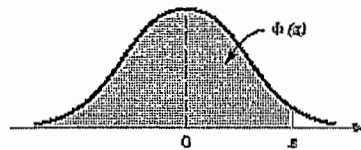


Table II Cumulative Standard Normal Distribution (continued)

| z | 0.00 | 0.01 | 0.02 | 0.03 | 0.04 | 0.05 | 0.06 | 0.07 | 0.08 | 0.09 |
|-----|----------|----------|----------|----------|----------|----------|----------|----------|----------|----------|
| 0.0 | 0.500000 | 0.503989 | 0.507978 | 0.511967 | 0.515953 | 0.519939 | 0.523922 | 0.527903 | 0.531881 | 0.535856 |
| 0.1 | 0.539828 | 0.543795 | 0.547758 | 0.551717 | 0.555670 | 0.559618 | 0.563559 | 0.567495 | 0.571424 | 0.575345 |
| 0.2 | 0.579260 | 0.583166 | 0.587064 | 0.590954 | 0.594835 | 0.598706 | 0.602568 | 0.606420 | 0.610261 | 0.614092 |
| 0.3 | 0.617911 | 0.621719 | 0.625516 | 0.629300 | 0.633072 | 0.636831 | 0.640576 | 0.644309 | 0.648027 | 0.651732 |
| 0.4 | 0.655422 | 0.659097 | 0.662757 | 0.666402 | 0.670031 | 0.673645 | 0.677242 | 0.680822 | 0.684386 | 0.687933 |
| 0.5 | 0.691462 | 0.694974 | 0.698468 | 0.701944 | 0.705401 | 0.708840 | 0.712260 | 0.715661 | 0.719043 | 0.722405 |
| 0.6 | 0.725747 | 0.729069 | 0.732371 | 0.735653 | 0.738914 | 0.742154 | 0.745373 | 0.748571 | 0.751748 | 0.754903 |
| 0.7 | 0.758036 | 0.761148 | 0.764238 | 0.767305 | 0.770350 | 0.773373 | 0.776373 | 0.779350 | 0.782305 | 0.785236 |
| 0.8 | 0.788145 | 0.791030 | 0.793892 | 0.796731 | 0.799546 | 0.802338 | 0.805106 | 0.807850 | 0.810570 | 0.813267 |
| 0.9 | 0.815940 | 0.818589 | 0.821214 | 0.823815 | 0.826391 | 0.828944 | 0.831472 | 0.833977 | 0.836457 | 0.838913 |
| 1.0 | 0.841345 | 0.843752 | 0.846136 | 0.848495 | 0.850830 | 0.853141 | 0.855428 | 0.857690 | 0.859929 | 0.862143 |
| 1.1 | 0.864334 | 0.866500 | 0.868643 | 0.870762 | 0.872857 | 0.874928 | 0.876976 | 0.878999 | 0.881000 | 0.882977 |
| 1.2 | 0.884930 | 0.886860 | 0.888767 | 0.890651 | 0.892512 | 0.894350 | 0.896165 | 0.897958 | 0.899727 | 0.901475 |
| 1.3 | 0.903199 | 0.904902 | 0.906582 | 0.908241 | 0.909877 | 0.911492 | 0.913085 | 0.914657 | 0.916207 | 0.917736 |
| 1.4 | 0.919243 | 0.920730 | 0.922196 | 0.923641 | 0.925066 | 0.926471 | 0.927855 | 0.929219 | 0.930568 | 0.931888 |
| 1.5 | 0.933193 | 0.934478 | 0.935744 | 0.936992 | 0.938220 | 0.939429 | 0.940620 | 0.941792 | 0.942947 | 0.944083 |
| 1.6 | 0.945201 | 0.946301 | 0.947384 | 0.948449 | 0.949497 | 0.950529 | 0.951543 | 0.952540 | 0.953521 | 0.954486 |
| 1.7 | 0.955435 | 0.956367 | 0.957284 | 0.958185 | 0.959071 | 0.959941 | 0.960796 | 0.961636 | 0.962462 | 0.963273 |
| 1.8 | 0.964070 | 0.964852 | 0.965621 | 0.966375 | 0.967116 | 0.967843 | 0.968557 | 0.969258 | 0.969946 | 0.970621 |
| 1.9 | 0.971283 | 0.971933 | 0.972571 | 0.973197 | 0.973810 | 0.974412 | 0.975002 | 0.975581 | 0.976148 | 0.976705 |
| 2.0 | 0.977250 | 0.977784 | 0.978308 | 0.978822 | 0.979325 | 0.979818 | 0.980301 | 0.980774 | 0.981237 | 0.981691 |
| 2.1 | 0.982136 | 0.982571 | 0.982997 | 0.983414 | 0.983823 | 0.984222 | 0.984614 | 0.984997 | 0.985371 | 0.985738 |
| 2.2 | 0.986097 | 0.986447 | 0.986791 | 0.987126 | 0.987455 | 0.987776 | 0.988089 | 0.988396 | 0.988696 | 0.988989 |
| 2.3 | 0.989276 | 0.989556 | 0.989830 | 0.990097 | 0.990358 | 0.990613 | 0.990863 | 0.991106 | 0.991344 | 0.991576 |
| 2.4 | 0.991802 | 0.992024 | 0.992240 | 0.992451 | 0.992656 | 0.992857 | 0.993053 | 0.993244 | 0.993431 | 0.993613 |
| 2.5 | 0.993790 | 0.993963 | 0.994132 | 0.994297 | 0.994457 | 0.994614 | 0.994766 | 0.994915 | 0.995060 | 0.995201 |
| 2.6 | 0.995339 | 0.995473 | 0.995604 | 0.995731 | 0.995855 | 0.995975 | 0.996093 | 0.996207 | 0.996319 | 0.996427 |
| 2.7 | 0.996533 | 0.996636 | 0.996736 | 0.996833 | 0.996928 | 0.997020 | 0.997110 | 0.997197 | 0.997282 | 0.997365 |
| 2.8 | 0.997445 | 0.997523 | 0.997599 | 0.997673 | 0.997744 | 0.997814 | 0.997882 | 0.997948 | 0.998012 | 0.998074 |
| 2.9 | 0.998134 | 0.998193 | 0.998250 | 0.998305 | 0.998359 | 0.998411 | 0.998462 | 0.998511 | 0.998559 | 0.998605 |
| 3.0 | 0.998650 | 0.998694 | 0.998736 | 0.998777 | 0.998817 | 0.998856 | 0.998893 | 0.998930 | 0.998965 | 0.998999 |
| 3.1 | 0.999032 | 0.999065 | 0.999096 | 0.999126 | 0.999155 | 0.999184 | 0.999211 | 0.999238 | 0.999264 | 0.999289 |
| 3.2 | 0.999313 | 0.999336 | 0.999359 | 0.999381 | 0.999402 | 0.999423 | 0.999443 | 0.999462 | 0.999481 | 0.999499 |
| 3.3 | 0.999517 | 0.999533 | 0.999550 | 0.999566 | 0.999581 | 0.999596 | 0.999610 | 0.999624 | 0.999638 | 0.999650 |
| 3.4 | 0.999663 | 0.999675 | 0.999687 | 0.999698 | 0.999709 | 0.999720 | 0.999730 | 0.999740 | 0.999749 | 0.999758 |
| 3.5 | 0.999767 | 0.999776 | 0.999784 | 0.999792 | 0.999800 | 0.999807 | 0.999815 | 0.999821 | 0.999828 | 0.999835 |
| 3.6 | 0.999841 | 0.999847 | 0.999853 | 0.999858 | 0.999864 | 0.999869 | 0.999874 | 0.999879 | 0.999883 | 0.999888 |
| 3.7 | 0.999892 | 0.999896 | 0.999900 | 0.999904 | 0.999908 | 0.999912 | 0.999915 | 0.999918 | 0.999922 | 0.999925 |
| 3.8 | 0.999928 | 0.999931 | 0.999933 | 0.999936 | 0.999938 | 0.999941 | 0.999943 | 0.999946 | 0.999948 | 0.999950 |
| 3.9 | 0.999952 | 0.999954 | 0.999956 | 0.999958 | 0.999959 | 0.999961 | 0.999963 | 0.999964 | 0.999966 | 0.999967 |



國立雲林科技大學
100 學年度博士班招生考試試題

所別：工程科技研究所、環安系
科目：工程數學 (3)

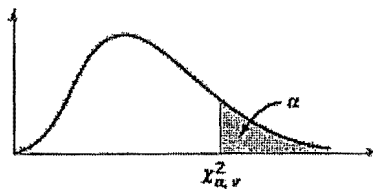


Table III Percentage Points $\chi^2_{\alpha, v}$ of the Chi-Squared Distribution

| α | .995 | .990 | .975 | .950 | .900 | .500 | .100 | .050 | .025 | .010 | .005 |
|----------|-------|-------|-------|-------|-------|-------|--------|--------|--------|--------|--------|
| 1 | .00+ | .00+ | .00+ | .00+ | .02 | .45 | 2.71 | 3.84 | 5.02 | 6.63 | 7.88 |
| 2 | .01 | .02 | .05 | .10 | .21 | 1.39 | 4.61 | 5.99 | 7.38 | 9.21 | 10.60 |
| 3 | .07 | .11 | .22 | .35 | .58 | 2.37 | 6.25 | 7.81 | 9.35 | 11.34 | 12.84 |
| 4 | .21 | .30 | .48 | .71 | 1.06 | 3.36 | 7.78 | 9.49 | 11.14 | 13.28 | 14.86 |
| 5 | .41 | .55 | .83 | 1.15 | 1.61 | 4.35 | 9.24 | 11.07 | 12.83 | 15.09 | 16.75 |
| 6 | .68 | .87 | 1.24 | 1.64 | 2.20 | 5.35 | 10.65 | 12.59 | 14.45 | 16.81 | 18.55 |
| 7 | .99 | 1.24 | 1.69 | 2.17 | 2.83 | 6.35 | 12.02 | 14.07 | 16.01 | 18.48 | 20.28 |
| 8 | 1.34 | 1.65 | 2.18 | 2.73 | 3.49 | 7.34 | 13.36 | 15.51 | 17.53 | 20.09 | 21.96 |
| 9 | 1.73 | 2.09 | 2.70 | 3.33 | 4.17 | 8.34 | 14.68 | 16.92 | 19.02 | 21.67 | 23.59 |
| 10 | 2.16 | 2.56 | 3.25 | 3.94 | 4.87 | 9.34 | 15.99 | 18.31 | 20.48 | 23.21 | 25.19 |
| 11 | 2.60 | 3.05 | 3.82 | 4.57 | 5.58 | 10.34 | 17.28 | 19.68 | 21.92 | 24.72 | 26.76 |
| 12 | 3.07 | 3.57 | 4.40 | 5.23 | 6.30 | 11.34 | 18.55 | 21.03 | 23.34 | 26.22 | 28.30 |
| 13 | 3.57 | 4.11 | 5.01 | 5.89 | 7.04 | 12.34 | 19.81 | 22.36 | 24.74 | 27.69 | 29.82 |
| 14 | 4.07 | 4.66 | 5.63 | 6.57 | 7.79 | 13.34 | 21.06 | 23.68 | 26.12 | 29.14 | 31.32 |
| 15 | 4.60 | 5.23 | 6.27 | 7.26 | 8.55 | 14.34 | 22.31 | 25.00 | 27.49 | 30.58 | 32.80 |
| 16 | 5.14 | 5.81 | 6.91 | 7.96 | 9.31 | 15.34 | 23.54 | 26.30 | 28.85 | 32.00 | 34.27 |
| 17 | 5.70 | 6.41 | 7.56 | 8.67 | 10.09 | 16.34 | 24.77 | 27.59 | 30.19 | 33.41 | 35.72 |
| 18 | 6.26 | 7.01 | 8.23 | 9.39 | 10.87 | 17.34 | 25.99 | 28.87 | 31.53 | 34.81 | 37.16 |
| 19 | 6.84 | 7.63 | 8.91 | 10.12 | 11.65 | 18.34 | 27.20 | 30.14 | 32.85 | 36.19 | 38.58 |
| 20 | 7.43 | 8.26 | 9.59 | 10.85 | 12.44 | 19.34 | 28.41 | 31.41 | 34.17 | 37.57 | 40.00 |
| 21 | 8.03 | 8.90 | 10.28 | 11.59 | 13.24 | 20.34 | 29.62 | 32.67 | 35.48 | 38.93 | 41.40 |
| 22 | 8.64 | 9.54 | 10.98 | 12.34 | 14.04 | 21.34 | 30.81 | 33.92 | 36.78 | 40.29 | 42.80 |
| 23 | 9.26 | 10.20 | 11.69 | 13.09 | 14.85 | 22.34 | 32.01 | 35.17 | 38.08 | 41.64 | 44.18 |
| 24 | 9.89 | 10.86 | 12.40 | 13.85 | 15.66 | 23.34 | 33.20 | 36.42 | 39.36 | 42.98 | 45.56 |
| 25 | 10.52 | 11.52 | 13.12 | 14.61 | 16.47 | 24.34 | 34.28 | 37.65 | 40.65 | 44.31 | 46.93 |
| 26 | 11.16 | 12.20 | 13.84 | 15.38 | 17.29 | 25.34 | 35.56 | 38.89 | 41.92 | 45.64 | 48.29 |
| 27 | 11.81 | 12.88 | 14.57 | 16.15 | 18.11 | 26.34 | 36.74 | 40.11 | 43.19 | 46.96 | 49.65 |
| 28 | 12.46 | 13.57 | 15.31 | 16.93 | 18.94 | 27.34 | 37.92 | 41.34 | 44.46 | 48.28 | 50.99 |
| 29 | 13.12 | 14.26 | 16.05 | 17.71 | 19.77 | 28.34 | 39.09 | 42.56 | 45.72 | 49.59 | 52.34 |
| 30 | 13.79 | 14.95 | 16.79 | 18.49 | 20.60 | 29.34 | 40.26 | 43.77 | 46.98 | 50.89 | 53.67 |
| 40 | 20.71 | 22.16 | 24.43 | 26.51 | 29.05 | 39.34 | 51.81 | 55.76 | 59.34 | 63.69 | 66.77 |
| 50 | 27.99 | 29.71 | 32.36 | 34.76 | 37.69 | 49.33 | 63.17 | 67.50 | 71.42 | 76.15 | 79.49 |
| 60 | 35.53 | 37.48 | 40.48 | 43.19 | 46.46 | 59.33 | 74.40 | 79.08 | 83.30 | 88.38 | 91.95 |
| 70 | 43.28 | 45.44 | 48.76 | 51.74 | 55.33 | 69.33 | 85.53 | 90.53 | 95.02 | 100.42 | 104.22 |
| 80 | 51.17 | 53.54 | 57.15 | 60.39 | 64.28 | 79.33 | 96.58 | 101.88 | 106.63 | 112.33 | 116.32 |
| 90 | 59.20 | 61.75 | 65.65 | 69.13 | 73.29 | 89.33 | 107.57 | 113.14 | 118.14 | 124.12 | 128.30 |
| 100 | 67.33 | 70.06 | 74.22 | 77.93 | 82.36 | 99.33 | 118.50 | 124.34 | 129.56 | 135.81 | 140.17 |

v = degrees of freedom.