

Journal Citation Reports® 2012年

期刊引文分析報告的使用和檢索

碩睿資訊有限公司
2013更新版

大綱

- 學術期刊評估性工具的重要
- Journal Citation Reports 的簡介
- Journal Citation Reports 的檢索
- Journal Citation Reports 指標介紹
- 結論

JCR

了解學術期刊的評估性工具

研究發表工具之利用

讓您的發表與國際研究社群接軌

ResearcherID.com

引文索摘分析工具

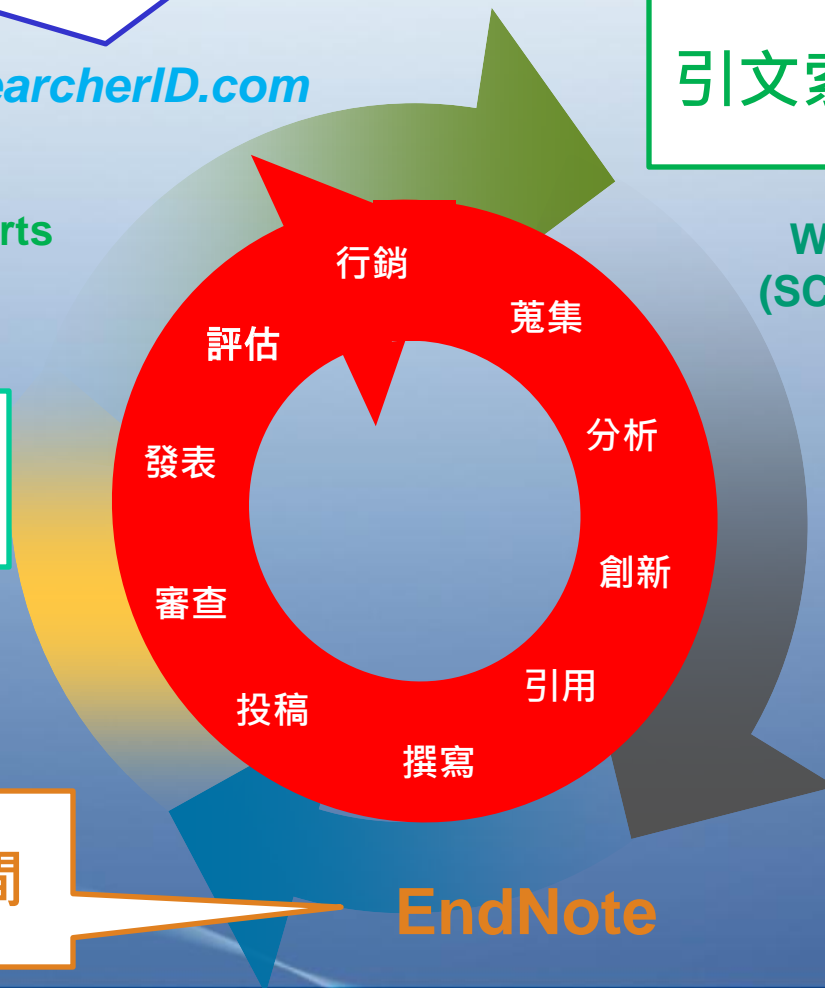
Journal Citation Reports
(JCR)

Web of Science
(SCIE, SSCI, AHCI)

發表評估的工具

加速您的發表時間

EndNote



利用JCR了解學術期刊的重要性

- 某個學科領域中，哪些期刊在學科領域中**影響力最大**？
- 哪些期刊是**綜合性的期刊**？
- 哪些期刊是被學者們**經常利用和引用的**？
- 哪些期刊是**熱門期刊**？
- 指導研究人員有選擇的瀏覽學術期刊，並且結合實際有選擇的投稿。
- 可以為圖書館的**選刊工作**提供依據，並可以為每種期刊存放多久後即可歸檔，提供一個合適的時間參考。

JCR内容簡介

Journal Citation Reports

- 內容分為兩個版本
 - **JCR Science Edition**：提供科學專輯175個領域**8411**本期刊的引文分析資訊
 - **JCR Social Sciences Edition**：提供社會科學專輯中所收錄的社會科學57個學科領域**3016**本期刊的引文分析資訊
 - 將近2,500家出版社與83個國家的代表資料

Journal Citation Reports

- JCR對每種被收錄的期刊，都會提供以下的統計數據：
 - 引文和論文數量，影響指數，立即指數，被引用半衰期，引用半衰期，期刊原始資料，引用期刊列表，被引用期刊列表，主題分類，出版社資訊，期刊刊名變化

如何利用JCR來做為投稿選刊參考

JCR的檢索

選擇檢索方式：

1. 瀏覽主題、出版社、國家/區域
2. 查詢期刊名稱，ISSN等
3. 瀏覽專輯內所有期刊

ISI Web of KnowledgeSM

Journal Citation Reports[®]

選擇專輯

[Information for New Users](#)

Select a JCR edition and year:	Select an option:
<input checked="" type="radio"/> JCR Science Edition 2012	<input checked="" type="radio"/> View a group of journals by Subject Category
<input type="radio"/> JCR Social Sciences Edition 2012	<input type="radio"/> Search for a specific journal
	<input type="radio"/> View all journals
<input type="button" value="SUBMIT"/>	

選擇完畢後點選Submit



THOMSON REUTERS

Published by Thomson Reuters

瀏覽主題、出版社、國家/區域

ISI Web of KnowledgeSM

Journal Citation Reports[®]

[Information for New Users](#)

Select a JCR edition and year:	Select an option:
<input checked="" type="radio"/> JCR Science Edition <input type="text" value="2012"/>	<input checked="" type="radio"/> View a group of journals by <input type="text" value="Subject Category"/>
<input type="radio"/> JCR Social Sciences Edition <input type="text" value="2012"/>	<input type="radio"/> Search for a specific journal
	<input type="radio"/> View all journals
<input type="button" value="SUBMIT"/>	

This product is best viewed in 800x600 or higher resolution

The Notices file was last updated Thu Jun 27 15:54:19 2013

[Acceptable Use Policy](#)
Copyright © 2013 Thomson Reuters.

在此功能下可以選擇瀏覽Web of Science收錄的某個學科領域的期刊，某個出版社的期刊，某個國家或區域的期刊等

依照學科瀏覽：Subject Category Selection

ISI Web of KnowledgeSM

Journal Citation Reports[®]

WELCOME HELP

2012 JCR Science Edition

Subject Category Selection

[Subject Category Scope Notes](#)

選擇一個或多個學科

1) Select one or more categories from the list.
[\(How to select more than one\)](#)

- ACOUSTICS
- AGRICULTURAL ECONOMICS & POLICY
- AGRICULTURAL ENGINEERING
- AGRICULTURE, DAIRY & ANIMAL SCIENCE
- AGRICULTURE, MULTIDISCIPLINARY
- AGRONOMY
- ALLERGY
- ANATOMY & MORPHOLOGY
- ANDROLOGY

2) Select to view Journal data or aggregate Category data.

View Journal Data - sort by: Journal Title

View Category Data - sort by: Category Title

SUBMIT

點選Submit

瀏覽期刊資料
選擇期刊排序方式：
依照期刊期刊字母順序、總引用次數、影響指數、立即指數、當年發表文章數、被引用半衰期、五年影響指數、Eigenfactor、Article influence

Subject Category Scope Note

Scope Notes

2012

Science Citation Index

Science Citation Index Expanded

Category Name:

Acoustics

Category Description:

Acoustics covers resources on the study of the generation, control, transmission, reception, and effects of sounds. Relevant subjects include linear and nonlinear acoustics; atmospheric sound; underwater sound; the effects of mechanical vibrations; architectural acoustics; audio engineering; audiology; and ultrasound applications.

Category Name:

Agricultural Economics & Policy

Category Description:

Agricultural Economics & Policy covers resources concerning the production, distribution, and consumption of agricultural commodities as well as the managerial and policy decisions concerning these commodities.

Category Name:

Agricultural Engineering

Category Description:

Agricultural Engineering covers resources concerning many engineering applications in agriculture, including the design of machines, equipment, and buildings; soil and water engineering; irrigation and drainage engineering; crop harvesting, processing, and storage; animal production technology, housing, and equipment; precision agriculture; post-harvest processing and technology; rural development; agricultural mechanization; horticultural engineering; greenhouse structures and engineering, bioenergy and aquacultural engineering.

Category Name:

Agriculture, Dairy & Animal Science

Category Description:

依照出版社瀏覽：Publisher Selection

ISI Web of KnowledgeSM

Journal Citation Reports[®]

WELCOME HELP

2012 JCR Science Edition

Publisher Selection

選擇一個或多個出版社

選擇排序方式：
依照期刊期刊字母順序
總引用次數、影響指數
立即指數、當年發表文
章數、被引用半衰期、
五年影響指數、
Eigenfactor、Article
influence

one or more from the list to filter

(select more than one)

- A B ACADEMIC PUBL
- A K PETERS LTD
- A V A AGRARVERLAG
- A V S AMER INST PHYSICS
- A APHD NATIONAL OFFICE
- AB SVENSK PAPPERSTIDNING
- ABEL PUBLICATION SERVICES
- ACAD BRASILEIRA DE CIENCIAS
- ACAD MANAGED CARE PHARMACY

Journal Title

SUBMIT

點選Submit

[Acceptable Use Policy](#)
Copyright © 2012 [Thomson Reuters](#).



依照國家瀏覽：Country / Territory Selection

ISI Web of KnowledgeSM

Journal Citation Reports[®]

WELCOME HELP

2012 JCR Science Edition

Country/Territory Selection

選擇一個或多個國家

1) Select one or more countries/territories from the list to filter journals.
[\(How to select more than one\)](#)

ARGENTINA	▲
ARMENIA	
AUSTRALIA	
AUSTRIA	
BAHRAIN	
BANGLADESH	
BELGIUM	
BOSNIA & HERCEG	
BRAZIL	▼

2) Sort journals by: Journal Title

SUBMIT

選擇期刊排序方式：
依照期刊期刊字母順序、
總引用次數、影響指數、
立即指數、當年發表文章
數、被引用半衰期、五年
影響指數、Eigenfactor、
Article influence

點選Submit

查找某一特定期刊

ISI Web of KnowledgeSM

Journal Citation Reports[®]

[Information for New Users](#)

Select a JCR edition and year:	Select an option:
<input checked="" type="radio"/> JCR Science Edition <input type="text" value="2012"/>	<input type="radio"/> View a group of journals by <input type="text" value="Sub"/>
<input type="radio"/> JCR Social Sciences Edition <input type="text" value="2012"/>	<input checked="" type="radio"/> Search for a specific journal
	<input type="radio"/> View all journals
<input type="button" value="SUBMIT"/>	

選擇查找某一特定期刊的選項

This product is best viewed in 800x600 or higher resolution

The Notices file was last updated Thu Jun 27 15:54:19 2013

[Acceptable Use Policy](#)

Copyright © 2013 [Thomson Reuters](#).

依照刊名檢索：Journal Search

ISI Web of KnowledgeSM

Journal Citation Reports[®]



瀏覽期刊名稱變化情況

Journal Search

[Journal Title Changes](#)

選擇檢索欄位：期刊全名、期刊縮寫名稱、期刊刊名、關鍵字、ISSN

1) Search by:	2) Type search term:
<input type="text" value="Full Journal Title"/>	<input #"="" type="text" value="Enter words from journal title or ISSN (view list of full journal titles)"/>
<input type="button" value="SEARCH"/>	

輸入檢索詞彙

Full Journal Title: Enter JOURNAL OF CELLULAR PHYSIOLOGY or JOURNAL OF CELL* ([more examples](#))
Abbreviated Journal Title: Enter J CELL PHYSIOL or J CELL * ([more examples](#))
Title Word: Enter CELLULAR or CELL* ([more examples](#))
ISSN: Enter 0021-9541 or other ISSN ([more examples](#))

Journal Title Changes

ISI Web of KnowledgeSM

Journal Citation Reports[®]

[Close Window](#)

JOURNAL TITLE CHANGES - 2012 Science Edition

A listing of journal title changes are provided below for all changes occurring in the past two years (the JCR Edition year and one preceding year). The listing is in alphabetical order by journal title. The following information is provided for each journal.

- New title(s)
- Superseded title(s)
- Type of change (change, split, merge)
- Year change occurred

Journal titles may change frequently. Some journals cease but are replaced by others, some may grow and split into sections, and others may narrow their interest and merge with other journals under old or new titles. These changes can be problematic as we seek to describe journal relationships over periods of time. Impact factors, for example, are affected when journal titles change, as discussed in detail in [Using the JCR Wisely](#). In the event of a title change, we refrain from combining data on the basis of lineage, except where a title change has been so minor that it does not affect the title's position alphabetically.

AAOHN J	changed to	WORKPLACE HEALTH SAF	2012
ACS COMB SCI	changed from	J COMB CHEM	2011
AGR SCI CHINA	changed to	J INTEGR AGR	2012
ALPINE BOT	changed from	BOT HELV	2011
ANN LAB MED	changed from	KOREAN J LAB MED	2012
ANN TROP MED PARASIT	changed to	PATHOG GLOB HEALTH	2012
ANN TROP PAEDIATR	changed to	PAEDIATR INT CHILD H	2012
ANTIBIOTIQUES	changed to	J ANTI-INFECT	2011
APPL NEUROPSYCH-ADUL	changed from	APPL NEUROPSYCHOL	2012

瀏覽所有期刊

ISI Web of KnowledgeSM

Journal Citation Reports[®]

[Information for New Users](#)

Select a JCR edition and year:	Select an option:
<input type="radio"/> JCR Science Edition <input type="text" value="2011"/>	<input checked="" type="radio"/> View a group of journals by <input type="text" value="Subject Category"/>
<input checked="" type="radio"/> JCR Social Sciences Edition <input type="text" value="2011"/>	<input type="radio"/> Search for a specific journal
	<input type="radio"/> View all journals
<input type="button" value="SUBMIT"/>	

點選Submit會進入到選擇專輯下的所有期刊

The Notices file was last updated Wed Aug 8 11:19:20 2012

[Acceptable Use Policy](#)
Copyright © 2012 [Thomson Reuters](#).



JCR多元指標提供投稿、館藏策略時之運用

JCR指標介紹

檢索結果頁面

ISI Web of KnowledgeSM

Journal Citation Reports[®]

 WELCOME  HELP

2012 JCR Science Edition

Journal Summary List

[Journal Title Changes](#)

Journals from: search Full Journal Title for 'NATURE'



Sorted by:

Journals 1 - 1 (of 1)

Navigation icons: Home, Previous, [1], Next, End

Page 1 of 1

Ranking is based on your journal and sort selections.

Mark	Rank	Abbreviated Journal Title <i>(linked to journal information)</i>	ISSN	JCR Data 						Eigenfactor [®] Metrics 	
				Total Cites	Impact Factor	5-Year Impact Factor	Immediacy Index	Articles	Cited Half-life	Eigenfactor [®] Score	Article Influence [®] Score
<input type="checkbox"/>	1	NATURE	0028-0836	554745	38.597	38.159	9.243	869	9.6	1.57508	20.844

Journals 1 - 1 (of 1)

Navigation icons: Home, Previous, [1], Next, End

檢索結果記錄：

影響指數

五年影響指數

立即指數

論文數量

被引用半衰期

EigenfactorTM

Article InfluenceTM

JCR中常用的幾個評估指標

- ***Total Cites***：在選定的年限裡對某一方面期刊中所有文章的被引用次數的總和。
- ***Impact Factor***：用該期刊前兩年發表論文在當年被引用的次數除以該期刊前兩年發表論文的總數所得到的值。可以用來評估同一研究領域不同期刊的相對重要性。
- ***5-Year Impact Factor***：對於社會科學領域的期刊該指數較能看出其期刊影響力（需經過較久的時間引用才會達到高峰）
- ***Immediacy Index***：用某一年中發表的文章在當年被引用次數除以同年發表文章的總數得到的指數。用於評估特定期刊在當年被引用的速度。

JCR中常用的幾個評估指標

- *Articles* : 某特定期刊當年發表的文章總數。
- *Cited Half-life* : 指期刊達到50%被引用率所需要的時間。該數值有助於圖書館確定期刊的館藏和存檔的策略。
- *EigenfactorTM* : 可了解特定期刊在學術引用社群的總影響力，利用期刊引用網絡(citation network)找出評估較具權威性的期刊
- *Article InfluenceTM* : 可提供該期刊平均每篇文章的影響力。

全記錄頁面

Journal Citation Reports®

[WELCOME](#) [HELP](#) [RETURN TO LIST](#)

2012 JCR Science Edition

Journal: NATURE

Mark	Journal Title	ISSN	Total Cites	Impact Factor	5-Year Impact Factor	Immediacy Index	Citable Items	Cited Half-life	Citing Half-life
	NATURE	0028-0836	554745	38.597	38.159	9.243	869	9.6	5.2

[Cited Journal](#) [Citing Journal](#) [Source Data](#) [Journal Self Cites](#)

[CITED JOURNAL DATA](#) [CITING JOURNAL DATA](#) [IMPACT FACTOR TREND](#) [RELATED JO](#)

Journal Information ⓘ

Full Journal Title: NATURE

ISO Abbrev. Title: Nature

JCR Abbrev. Title: NATURE

ISSN: 0028-0836

Issues/Year: 51

Language: ENGLISH

Journal Country/Territory: ENGLAND

Publisher: NATURE PUBLISHING GROUP

Publisher Address: MACMILLAN BUILDING, 4 CRINAN ST, LONDON N1 9XW, ENGLAND

Subject Categories: MULTIDISCIPLINARY SCIENCES

[SCOPE NOTE](#)

[VIEW JOURNAL SUMMARY LIST](#)

[VIEW CATEGORY DATA](#)

Journal Rank in Categories: [JOURNAL RANKING](#)

全記錄：

影響指數

五年影響指數

期刊自我引用

立即指數

論文數量

被引用半衰期

引用半衰期

期刊原始資料

被引用期刊列表

引用期刊列表

五年影響指數趨勢圖

相關期刊

Impact Factor 影響指數

- 影響指數是指該期刊於早2年所出版的文獻數，在某一特定年份被其它文章引用的平均數。而這是提供比較相同研究領域中，期刊相對重要程度的方法。
- 即【該期刊早2年被收錄於ISI資料庫的文獻被引用次數的和】除以【該期刊早2年所有出版文獻總數】

Journal Impact Factor ⓘ

Cites in 2012 to items published in:	2011 = 31102	Number of items published in:	2011 = 841
	2010 = 34629		2010 = 862
	Sum: 65731		Sum: 1703

Calculation: <u>Cites to recent items</u>	<u>65731</u>	=	38.597
Number of recent items	1703		

5-Year Journal Impact Factor 5年影響指數

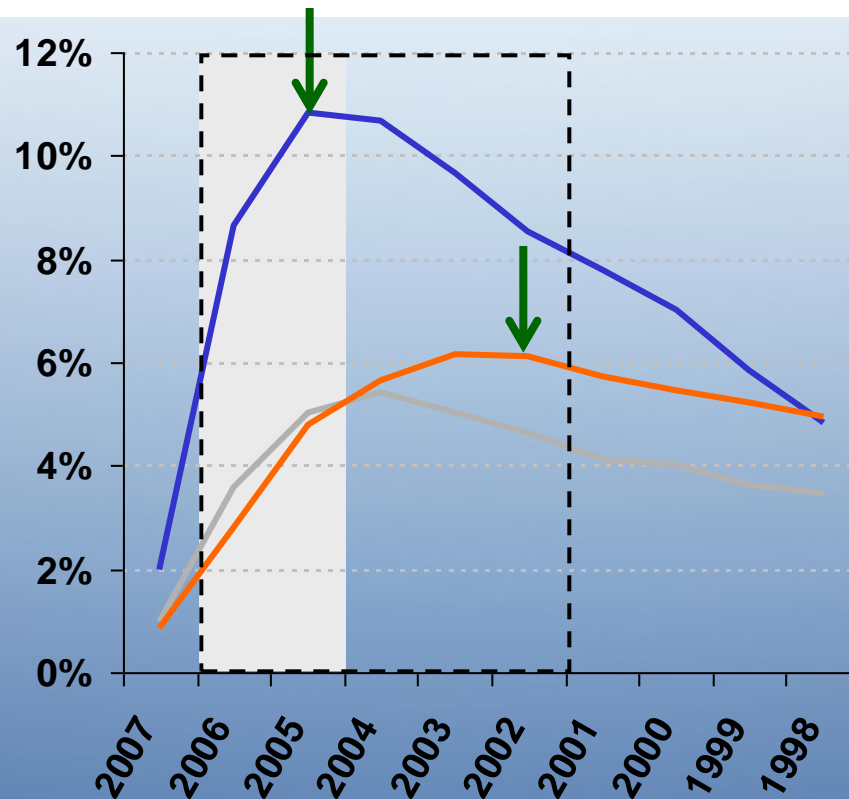
- 5年影響指數是指該期刊於早5年所出版的文獻數在某一特定年份被其它文章引用的平均數。提供年代更長的期刊引用趨勢，引用活動的查看範圍因而隨之放大，使用者更能夠快速瀏覽豐富的資料
- 即【該期刊早5年被收錄於ISI資料庫的文獻被引用次數的而這是提供比較相同研究領域中，期刊相對重要程度的方法和】除以【該期刊早5年所有出版文獻總數】

5-Year Journal Impact Factor ⓘ

Cites in {2012} to items published in:	2011 = 31102	Number of items published in:	2011 = 841
	2010 = 34629		2010 = 862
	2009 = 34253		2009 = 866
	2008 = 34395		2008 = 899
	2007 = 30050		2007 = 841
	Sum: 164429		Sum: 4309

Calculation: $\frac{\text{Cites to recent items}}{\text{Number of recent items}} = \frac{164429}{4309} = 38.159$

Citation Behavior, variance among disciplines:



There are inherent differences between different fields with regards to citation behavior. For some fields such as Mathematics or Economics it takes longer to reach the peak of citation activity.

Immediacy Index立即指數

- 立即指數為該期刊於當年所出版的文獻數在當年度被其它文章引用的平均數。可以評量一本期刊中，所收文章在發表同一年內被引用的頻率
- 即【該期刊當年被收錄於ISI資料庫的文獻被引用次數的和】除以【該期刊當年所有出版文獻總數】

Journal Immediacy Index

Cites in 2012 to items published in 2012 = 8032

Number of items published in 2012 = 869

Calculation: $\frac{\text{Cites to current items}}{\text{Number of current items}} = \frac{8032}{869} = 9.243$

Cited Half-Life被引用半衰期

- 被引用半衰期是指從最近一年算起，一期刊被引用次數達到全部被引用次數的50%時所需之時間
- 被引用半衰期有二規定：該期刊必須被引用100次以上才列出；當10年內其被引用次數未達總被引用次數的50%時，以>10.0表示

Journal Cited Half-Life ⓘ

The cited half-life for the journal is the median age of its items cited in the current JCR year. Half of the citations to the journal are to items published within the cited half-life.

Cited Half-Life: 9.6 years

Breakdown of the citations *to the journal* by the cumulative percent of 2012 cites to items published in the following years:

Cited Year	2012	2011	2010	2009	2008	2007	2006	2005	2004	2003	2002-all
# Cites from 2012	8032	31102	34629	34253	34395	30050	31560	32063	25116	26059	267486
Cumulative %	1.45	7.05	13.30	19.47	25.67	31.09	36.78	42.56	47.08	51.78	100

Cited Half-Life Calculations:

The cited half-life calculation finds the number of publication years from the current JCR year that account for 50% of citations received by the journal. Read help for more information on the calculation.

用途：
計算某一期刊所刊登的論文平均經過多久時間，仍然還會被引用。

Citing Half-Life引用半衰期

- 引用半衰期是指從最近一年算起，一期刊引用其他期刊次數達到全部引用次數的50%所需的時間。可以了解一本期刊在近十年引用的情況

Journal Citing Half-Life ⓘ

The citing half-life for the journal is the median age of the items the journal cited in the current JCR year. Half of the citations in the journal are to items published within the citing half-life.

Citing Half-Life: 5.2 years

Breakdown of the citations *from the journal* by the cumulative percent of 2012 cites to items published in the following years:

Cited Year	2012	2011	2010	2009	2008	2007	2006	2005	2004	2003	2002-all
# Cites from 2012	2681	4873	4401	3526	3004	2673	2121	1771	1666	1336	10217
Cumulative %	7.01	19.74	31.24	40.45	48.30	55.29	60.83	65.46	69.81	73.30	100

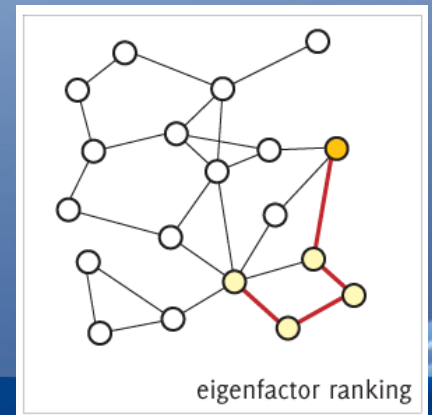
Citing Half-Life Calculations:

The citing half-life calculation finds the number of publication years from the current JCR year that account for 50% of citations in the journal. Read help for more information on the calculation.

用途：
引用半衰期的值越低，表示該期刊所引用之參考文獻時效性越高。

Eigenfactor

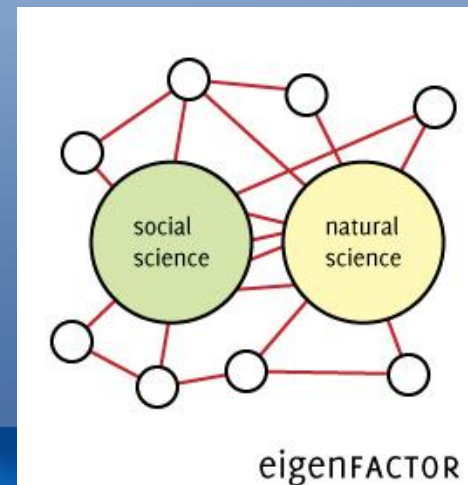
- 可了解特定期刊在學術引用社群的總影響力
- 利用期刊引用網絡(citation network)找出評估較具權威性的期刊
 - 類似Google page Rank的概念
 - 若該期刊被較具影響力之期刊引用，則得到較高的引文值
 - 具有相同引用次數的期刊，A被較具影響力的期刊引用，B被一般期刊引用，則A得到較高的數值
 - 模擬研究者藉由引用行為從A移動至B、C...D期刊的隨機過程
- 採用近五年的citation widow
- 詳細計算公式請參考
<http://www.eigenfactor.org/methods.php>



Eigenfactor

- 特色

- 忽略期刊自我引用
- 將社會科學、自然科學期刊一起計算
- 可考量不同學科領域的引用差異，讓各學科能在同一引文基準點上進行比較
- 出版文章數越多的期刊可能具較高引用次數，能見度較高，通常有較高的Eigenfactor



Eigenfactor Score

Journal: NATURE

Mark	Journal Title	ISSN	Total Cites	Impact Factor	5-Year Impact Factor	Immediacy Index	Citable Items	Cited Half-life	Citing Half-life
	NATURE	0028-0836	554745	38.597	38.159	9.243	869	9.6	5.2
Cited Journal Citing Journal Source Data Journal Self Cites									

[CITED JOURNAL DATA](#)
[CITING JOURNAL DATA](#)
[IMPACT FACTOR TREND](#)
[RELATED JOURNALS](#)

Journal Information ⓘ

Full Journal Title: NATURE
ISO Abbrev. Title: Nature
JCR Abbrev. Title: NATURE
ISSN: 0028-0836
Issues/Year: 51
Language: ENGLISH

Journal Country/Territory: ENGLAND

Publisher: NATURE PUBLISHING GROUP

Publisher Address: MACMILLAN BUILDING, 4 CRINAN ST, LONDON N1 9XW, ENGLAND

Subject Categories: MULTIDISCIPLINARY SCIENCES

[SCOPE NOTE](#)

[VIEW JOURNAL SUMMARY LIST](#)

[VIEW CATEGORY DATA](#)

Journal Rank in Categories: [JOURNAL RANKING](#)

Eigenfactor® Metrics
Eigenfactor® Score
 1.57508

Article Influence® Score
 20.844

Additional Links

[GO TO ULRICH'S](#)

[GO TO CC CONNECT](#)

Holdings [GO](#)

Article Influence Score

- Article Influence 可提供該期刊平均每篇文章的影響力
 - 計算方式= $(\text{該期刊的Eigenfactor} / \text{該期刊當年文章數}) * 0.01$
 - 在JCR資料庫所有文章的平均值為1
 - 若該期刊Article Influence Score大於1，表示該期刊每篇文章影響力居於JCR資料庫所有文章的平均值以上；反之，小於1則在平均值以下

Article Influence Score

Journal: NATURE

Mark	Journal Title	ISSN	Total Cites	Impact Factor	5-Year Impact Factor	Immediacy Index	Citable Items	Cited Half-life	Citing Half-life
<input type="checkbox"/>	NATURE	0028-0836	554745	38.597	38.159	9.243	869	9.6	5.2
Cited Journal Citing Journal Source Data Journal Self Cites									

[CITED JOURNAL DATA](#)
[CITING JOURNAL DATA](#)
[IMPACT FACTOR TREND](#)
[RELATED JOURNALS](#)

Journal Information

Full Journal Title: NATURE

ISO Abbrev. Title: Nature

JCR Abbrev. Title: NATURE

ISSN: 0028-0836

Issues/Year: 51

Language: ENGLISH

Journal Country/Territory: ENGLAND

Publisher: NATURE PUBLISHING GROUP

Publisher Address: MACMILLAN BUILDING, 4 CRINAN ST, LONDON N1 9XW, ENGLAND

Subject Categories: MULTIDISCIPLINARY SCIENCES

[SCOPE NOTE](#)

[VIEW JOURNAL SUMMARY LIST](#)

[VIEW CATEGORY DATA](#)

Journal Rank in Categories: [JOURNAL RANKING](#)

Eigenfactor® Metrics

Eigenfactor® Score

1.57508

Article Influence® Score

20.844

Additional Links

[GO TO ULRICH'S](#)

[GO TO CC CONNECT](#)

Holdings

[GO](#)

Journal Self Cites 期刊自我引用

- Journal self cites
 - 該期刊總引用次數(total cites)中，期刊自我引用次數及比例
- Self Cites to Years Used in Impact Factor Calculation
 - 該期刊在近兩年之引用次數中，期刊自我引用次數及比例
- Impact Factor without Self Cites
 - 該期刊扣除期刊自我引用後之影響係數

Journal Self Cites ⓘ

The tables show the contribution of the journal's self cites to its impact factor. This information is also represented in the [cited journal graph](#)

Total Cites	554745	Self Cites	4370 (0% of 554745)
Cites to Years Used in Impact Factor Calculation	65731	Self Cites to Years Used in Impact Factor Calculation	1091 (1% of 65731)
Impact Factor	38.597	Impact Factor without Self Cites	37.957

Cited Journal 被引用期刊

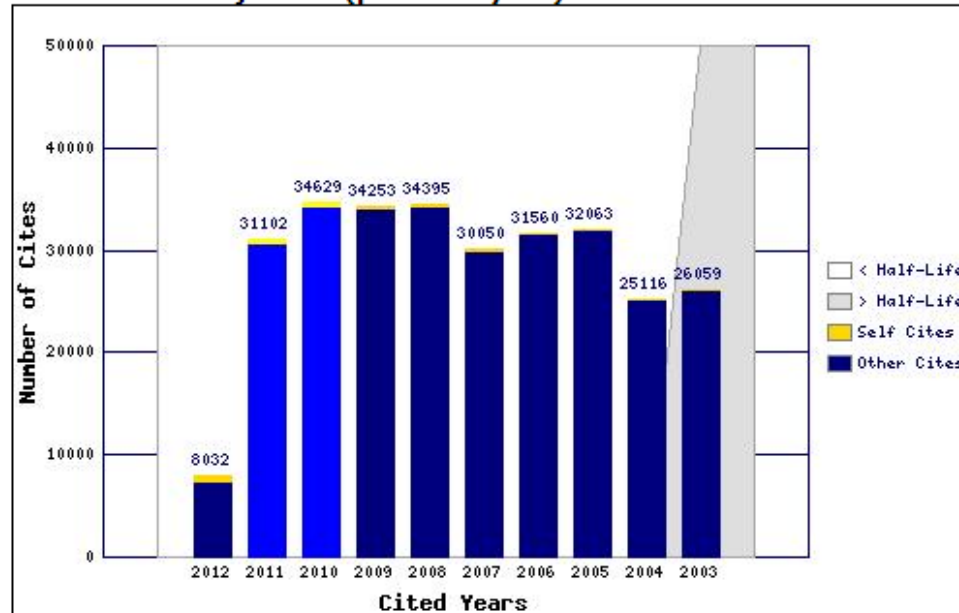
- 被引用期刊圖表提供各年度被其他期刊引用這本期刊文章的分布狀況

Cited Journal Graph ⓘ

[Click here for Cited Journal data table](#)

This graph shows the distribution by cited year of citations to items published in the journal NATURE.

Citations to the journal (per cited year)



- The white/grey division indicates the cited half-life (if < 10.0). Half of the journal's cited items were published more recently than the cited half-life.

- The top (gold) portion of each column indicates Journal Self Citations: citations to items in the journal from items in the same journal.

- The bottom (blue) portion of each column indicates Non-Self Citations: citations to the journal from items in other journals.

- The two lighter columns indicate citations used to calculate the Impact Factor (always the 2nd and 3rd columns).

白色 / 灰色區塊代表期刊被引用半衰期。
黃色區塊代表期刊自我引用的次數。
深藍色區塊代表期刊非自我引用的次數。
藍色區塊的資料為影響指數的計算依據。

Citing Journal 引用期刊

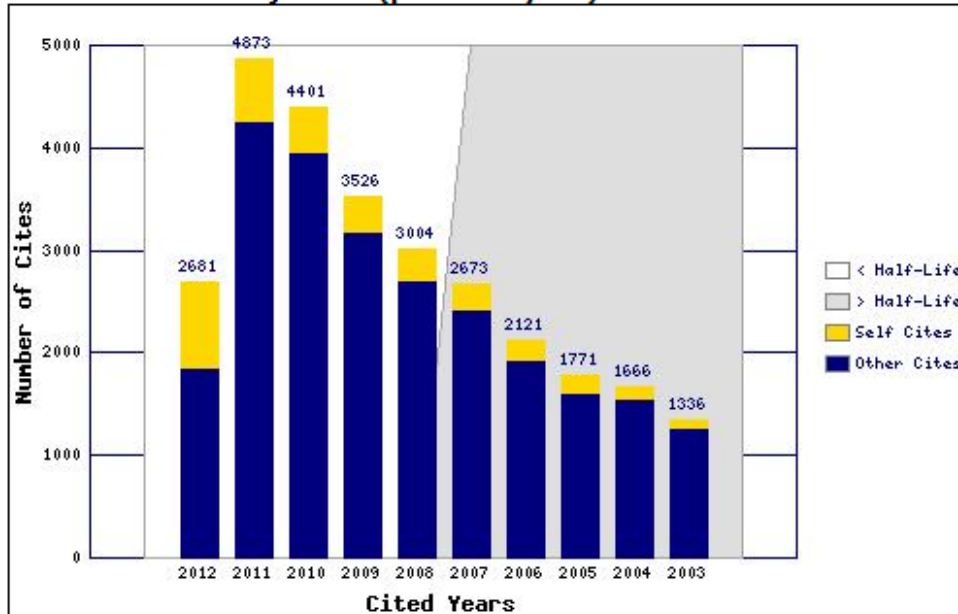
- 引用期刊圖表提供各年度其他期刊引用這本期刊文章的分布狀況

Citing Journal Graph

[Click here for Citing Journal data table](#)

This graph shows the distribution by cited year of citations from current-year items in the journal NATURE.

Citations from the journal (per cited year)



- The white/grey division indicates the citing half-life (if < 10.0). Half of the citations from the journal's current items are to items published more recently than the citing half-life.

- The top (gold) portion of each column indicates Journal Self-Citations: citations from items in the journal to items in the same journal.

- The bottom (blue) portion of each column indicates Non-Self Citations: citations from the journal to items in other journals.

Source Data期刊原始資料

- 期刊原始資料是計算一期刊當年的文章篇數(僅原始研究和評論文章) 以及其參考書目數量，並提供每篇文章的平均參考書目數量

Journal Source Data ⓘ

2011年	Citable items			Other items
	Articles	Reviews	Combined	
Number in JCR year 2011 (A)	804	37	841	1750
Number of references (B)	28121	3376	31497	5370.00
Ratio (B/A)	35.0	91.2	37.5	3.1

Journal Source Data ⓘ

2012年	Citable items			Other items
	Articles	Reviews	Combined	
Number in JCR year 2012 (A)	835	34	869	1782
Number of references (B)	29080	3183	32263	6006.00
Ratio (B/A)	34.8	93.6	37.1	3.4

點選Cited Journal Data，即可查看被引用期刊列表

Mark	Journal Title	ISSN	Total Cites	Impact Factor	5-Year Impact Factor	Immediacy Index	Citable Items	Cited Half-life	Citing Half-life
<input type="checkbox"/>	NATURE	0028-0836	554745	38.597	38.159	9.243	869	9.6	5.2

[Cited Journals](#)
[Citing Journals](#)
[Source Data](#)
[Journal Self Cites](#)

- CITED JOURNAL DATA**
- CITING JOURNAL DATA
- IMPACT FACTOR TREND
- RELATED JOURNALS

Cited Journal: NATURE

Number of times articles published in 2012 (in journals below) cited articles published in NATURE (in years below). ([How to read this table](#))

Journals 1 - 20 (of 7323)

Navigation: [1 | 2 | 3 | 4 | 5 | 6 | 7 | 8 | 9 | 10]

Page 1 of 367

Impact	Citing Journal	Cited Year											
		All Yrs	2012	2011	2010	2009	2008	2007	2006	2005	2004	2003	Rest
	All Journals	554745	8032	31102	34629	34253	34395	30050	31560	32063	25116	26059	267486
3.730	PLOS ONE	23161	290	1246	1563	1461	1569	1439	1344	1393	1173	1123	10560
9.737	P NATL ACAD SCI USA	7692	210	669	660	578	545	539	467	451	309	345	2919
4.651	J BIOL CHEM	6461	102	405	355	434	366	404	375	332	261	315	3112
3.767	PHYS REV B	5509	102	236	535	492	611	327	408	432	411	323	1632
38.597	NATURE	4370	845	632	459	355	313	272	204	188	139	91	872
7.943	PHYS REV LETT	4129	110	363	482	339	390	270	264	217	271	200	1223
3.042	PHYS REV A	3558	95	408	468	274	325	286	207	146	249	197	903
6.733	ASTROPHYS J	3519	92	362	344	325	164	138	302	286	114	128	1264
6.908	J NEUROSCI	3077	31	141	137	176	171	154	182	163	136	131	1655
10.677	J AM CHEM SOC	2925	48	188	165	245	217	153	153	168	99	133	1356
8.278	NUCLEIC ACIDS RES	2842	20	230	293	293	283	231	141	200	134	104	913
3.794	APPL PHYS LETT	2749	38	148	155	246	208	134	223	221	282	223	871
3.174	J GEOPHYS RES	2672	22	96	134	133	163	118	150	203	129	124	1400
	J MATER CHEM	2542	3	36	66	197	144	108	205	162	118	130	1373
31.027	SCIENCE	2359	140	289	264	225	148	146	148	120	102	98	679
4.814	J PHYS CHEM C	2234	6	44	80	122	100	87	122	174	91	113	1295
31.957	CELL	2181	102	273	275	224	197	157	126	117	78	83	549
8.517	PLOS GENET	2181	56	199	269	175	186	204	127	126	74	112	653
5.520	J IMMUNOL	2006	15	101	83	137	110	151	178	90	50	76	1015
	PROC SPIE	1904	28	65	111	127	105	111	127	124	95	208	803

Journal: NATURE

點選Citing Journal Data，即可查看引用期刊列表

Mark	Journal Title	ISSN	Total Cites	Impact Factor	Impact Factor	Immediacy Index	Citable Items	Cited Half-life	Citing Half-life
<input type="checkbox"/>	NATURE	0028-0805	554745	38.597	38.159	9.243	869	9.6	5.2

[Cited Journal](#) [Citing Journal](#) [Source Data](#) [Journal Self Cites](#)

Citing Journal: NATURE

Number of times articles published in journals below (in years below) were cited in NATURE in 2012. ([How to read this table](#))

Journals 1 - 20 (of 1737)

Navigation: [1 | 2 | 3 | 4 | 5 | 6 | 7 | 8 | 9 | 10]

Page 1 of 87

Impact	Cited Journal	Cited Year											
		All Yrs	2012	2011	2010	2009	2008	2007	2006	2005	2004	2003	Rest
	All Journals	38269	2681	4873	4401	3526	3004	2673	2121	1771	1666	1336	10217
38.597	NATURE	4370	845	632	459	355	313	272	204	188	139	91	872
	ALL OTHERS (2793)	2793	290	332	274	176	163	129	114	92	95	85	1043
31.027	SCIENCE	2554	148	304	296	255	210	205	136	146	92	82	680
9.737	P NATL ACAD SCI USA	1648	87	221	220	150	163	121	93	89	66	68	370
31.957	CELL	1014	47	123	98	128	90	84	67	42	42	24	269
7.943	PHYS REV LETT	732	30	82	85	64	50	57	39	25	34	19	247
4.651	J BIOL CHEM	687	9	50	50	39	39	34	47	40	42	36	301
6.733	ASTROPHYS J	452	36	58	46	48	25	35	18	15	17	17	137
15.766	NEURON	371	17	61	42	32	26	26	28	12	17	11	99
35.209	NAT GENET	362	13	72	40	38	30	31	27	7	11	16	77
6.908	J NEUROSCI	343	6	34	42	26	40	37	31	17	13	14	83
8.278	NUCLEIC ACIDS RES	315	15	33	34	35	18	40	19	16	26	11	68
3.174	J GEOPHYS RES	299	13	23	20	19	26	15	17	11	9	17	129
3.730	PLOS ONE	275	51	78	65	41	21	11	2	0	0	0	6
15.280	MOL CELL	262	7	24	37	41	24	26	22	14	12	14	41
3.767	PHYS REV B	259	9	28	23	22	31	10	15	12	6	9	94
10.677	J AM CHEM SOC	246	11	32	41	19	24	11	13	11	8	9	67
9.822	EMBO J	245	5	22	14	15	12	11	16	6	16	14	114
12.444	GENE DEV	234	7	20	28	17	29	5	13	12	19	10	74
51.658	NEW ENGL J MED	222	22	31	28	41	18	16	7	12	11	3	33

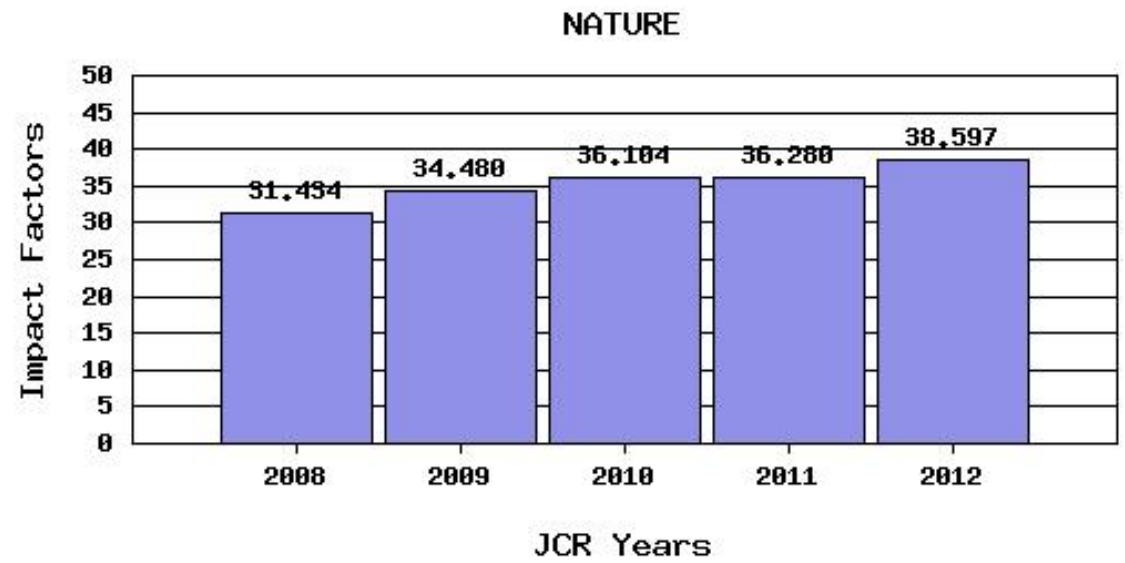
點選Impact Factor Trends查看五年影響指數

Mark	Journal Title	ISSN	Total Cites	Factor	Immediacy Index	Items	Cited Half-life	Citing Half-life
<input type="checkbox"/>	NATURE	0028-0836	554745	38.597	9.243	869	9.6	5.2

[Cited Journal](#)
[Citing Journal](#)
[Source Data](#)
[Journal Self Cites](#)

Impact Factor Trend Graph: NATURE

Click on the "Return to Journal" button to view the full journal information.



點選Related Journals瀏覽該期刊的相關期刊

Mark	Journal Title	ISSN	Total Cites	Impact Factor	Impact Factor	Immed	Max	Citable Items	Cited Half-life	Citing Half-life
<input type="checkbox"/>	NATURE	0028-0836	554745	38.597	38.159	9		869	9.6	5.2

[Cited Journal](#)
[Citing Journal](#)
[Source Data](#)
[Journal Self Cites](#)

- CITED JOURNAL DATA
- CITING JOURNAL DATA
- IMPACT FACTOR TREND
- RELATED JOURNALS**

Related Journals: NATURE

Journal Relatedness is based on the strength of cited and citing relationships. The table below lists journal(s) that likely cover topics related to those covered in NATURE. [More information about these calculations.](#)

Sorted by:

Journals 1 - 20 (of 1349)

Page 1 of 68

R _{max}	Related journal (j)	Relatedness (R)	
		NATURE to j	j to NATURE
131.41	NATURE	131.41	131.41
125.62	CURR OPIN GENET DEV	7.51	125.62
109.85	CELL STEM CELL	22.06	109.85
105.07	CELL	63.85	105.07
100.78	NAT REV GENET	38.45	100.78
99.06	NAT PHYS	21.74	99.06
95.44	TRENDS GENET	15.53	95.44
90.99	GENOME RES	20.20	90.99
89.14	SCI AM	2.03	89.14
88.65	NAT GEOSCI	17.13	88.65
88.14	GENOME BIOL	16.12	88.14
87.66	NAT STRUCT MOL BIOL	26.84	87.66
82.84	MOL CELL	23.13	82.84
82.54	NAT BIOTECHNOL	39.20	82.54
82.21	CANCER CELL	30.03	82.21
82.16	NAT GENET	42.04	82.16
82.11	CURR OPIN CELL BIOL	6.41	82.11
81.15	SCIENCE	80.21	81.15
81.06	NAT REV MOL CELL BIO	35.38	81.06
79.08	J GEN PHYSIOL	13.77	79.08

Journal Rank in Categories

- Journal Ranking



JOURNAL RANKING

- 可了解該期刊在各領域的排名情形
- 係根據各領域之期刊影響係數(Impact Factor)排序後，所得的名次
- 若該期刊屬多個領域，則有不同的名次
- 除實際名次外，可知該期刊於該領域的四分位百分比，Q1為該領域影響係數名次前25%，Q2為25%-50%，Q3為50%-75%，Q4則為後75%

Nature期刊排名

Rank in Category: NATURE

Journal Ranking

For **2012**, the journal **NATURE** has an Impact Factor of **38.597**.

This table shows the ranking of this journal in its subject categories based on Impact Factor.

總期刊數 影響係數排名 四分位百分比排名

Category Name	Total Journals in Category	Journal Rank in Category	Quartile in Category
MULTIDISCIPLINARY SCIENCES	56	1	Q1

- Nature屬於MULTIDISCIPLINARY SCIENCES領域
- Nature於MULTIDISCIPLINARY SCIENCES領域之影響係數排名第1，為前25%(Q1)

相較於去年

Rank in Category: NATURE

Journal Ranking

For **2011**, the journal **NATURE** has an Impact Factor of **36.280**.

This table shows the ranking of this journal in its subject categories based on Impact Factor.

Category Name	Total Journals in Category	Journal Rank in Category	Quartile in Category
MULTIDISCIPLINARY SCIENCES	55	1	Q1

Conclusion

JCR的用途

總結

- 研究人員與學者：了解自己研究領域的期刊
- 作者：找到最適合同時又具有一定影響力的期刊，確定投稿方向
- 圖書館：為選刊工作提供依據，同時為期刊歸檔時間提供參考
- 資訊分析專家：從學科計量學角度跟蹤學科發展的動態，研究引文模式
- 出版機構或編輯人員：觀察期刊在其市場中的影響力，適合調整編輯策略

Thank You

台灣地區獨家代理--碩睿資訊有限公司

電話：02-8226-8587

傳真：02-8226-5022

網站：<http://www.isiuser.com>
<http://www.sris.com.tw>